


External support



External Support Offer

Early Support Options for Schools and Settings Supporting Pupils With SEND

Training and
upskilling



Early years



Specialist
Teaching Service



Support for
Inclusion



Click tiles to navigate between document

Special school
support & Short
stay placements



Educational
Psychology
service



SENDIASS



External partners
(including Health)

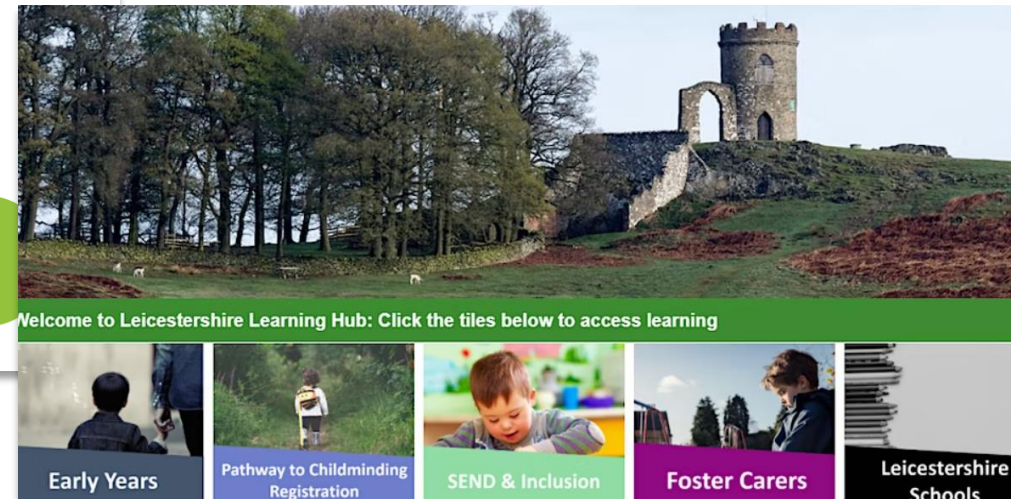
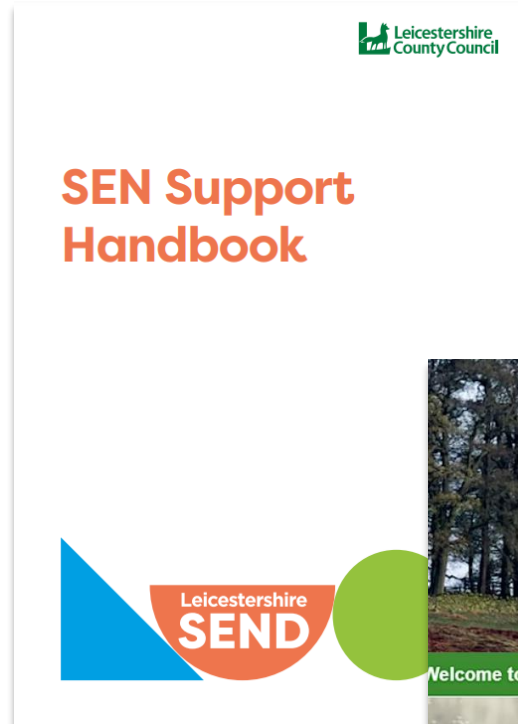


<https://www.leicestershire.gov.uk/>



TRAINING & UPSKILLING

1. SEN SUPPORT HANDBOOK
2. LEARNING PLATFORM
3. EDUCATION EFFECTIVENESS

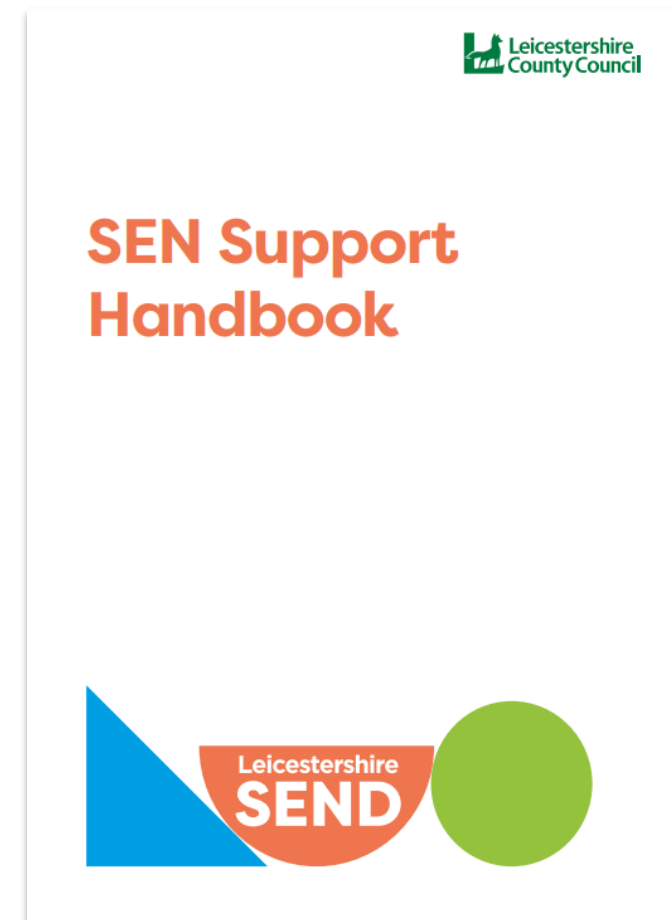


[Return to start of external support section](#)

SEN Support Handbook



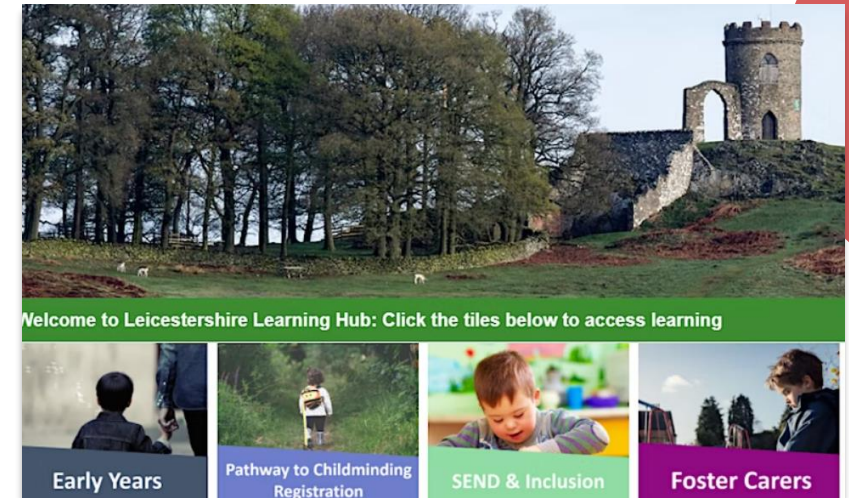
| | |
|--|---|
| What is this for and who is this for? | The SEND Support Handbook contains local information and guidance for schools/education providers, parents/carers and other interested parties about the support that is available to Leicestershire children and young people who have SEN or a disability. |
| Where do I find this? | SEN Support Handbook |
| When should I access this? | At the point where it is apparent that a pupil might have additional needs not previously identified , or a setting/provider does not feel fully equipped to support a pupil's needs as they emerge. |
| How do I use this? | Identify the area within which further guidance would be beneficial and refer to the section within the Handbook. You can find out more about our Early Years service, our Inclusion Service and our Transport Service as well as Best Endeavours and Reasonable Adjustments (BERA) and many other areas. |
| Is this free to me or a costed service? | There is no charge to access this tool and it is available for professionals and parents/ carers through our website to support Leicestershire pupils. |



Learning Platform



| | |
|---|--|
| <p>What is this for and who is this for?</p> | <p>This learning platform contains training and tutorials to support staff in understanding our local authority services and how to meet the needs of learners.</p> <p>Content remains under development and continues to grow with new courses being added regularly. The aim is to increase confidence within schools to support pupils in mainstream settings within their communities, where possible.</p> |
| <p>Where do I find this?</p> | <p>Learning Platform or you can make further enquiries by emailing LearningPlatformSEND@leics.gov.uk</p> |
| <p>When should I access this?</p> | <p>School and setting staff and SENCo's can use this tool to access specific training for areas such as Emotion Coaching, EHCP requests, staff resilience & wellbeing, Dyslexia or Dyscalculia.</p> <p>The platform can also support wider school training for groups of staff.</p> |
| <p>How do I use this?</p> | <p>Once the licence is issued to the school, the worker, or group, can log into the platform and access the chosen pieces of training. Each licence can only be used by one 'log in' at a time but can be viewed by screen sharing technology by a whole group.</p> |
| <p>Is this free to me or a costed service?</p> | <p>The licence for the Platform is funded by Leicestershire SEND and Inclusion Services so is free of charge for school. One licence is supplied for the individual setting, not for the individual worker. Additional licences can be purchased at a cost of £30 per license. Claim your license here</p> |



[Return to start of external support section](#)

Education Effectiveness



| | |
|--|---|
| What is this for and who is this for? | <p>Excellent teaching for pupils with SEND is excellent teaching for all. Education Effectiveness Partners (EEPs) support provision improvement work in collaboration with the setting.</p> <p>Whole School Reviews and Risk Assessments are led by Education Effectiveness to support schools to be as inclusive as possible of pupils with SEND.</p> <p>This work is being expanded to support the development of the offer for alternative providers and the independent sector.</p> |
| Where do I find this? | <p>All mainstream schools have an allocated Education Effectiveness Partner (EEP). They can be contacted through 0116 305 3365. Their website is also available here: Education Effectiveness team</p> |
| When should I access this? | <p>Schools and settings are encouraged to undertake a self-assessment which is used to inform the review. The completion of the review is supported by a bespoke action plan with advice, support and recommendations for training offers and options which will enable the school to support pupils with increased confidence. Schools do not need to wait until they have a concern, this offer can support existing good practice.</p> |
| How do I use this? | <p>Schools and settings may identify an area of their work in need of development or additional support through their self evaluation. They might note an increase in discussions with parents around a specific area of pupil need or identify a cohort of pupils with needs not previously prevalent. A pending Ofsted inspection can prompt a requirement for external support or advice, or a change in the Ofsted rating of the school.</p> |
| Is this free to me or a costed service? | <p>The offer is free of cost to Leicestershire maintained schools in support of Leicestershire resident pupils. There may be costed elements of support available to non-maintained schools. Discussions with the assigned EEP will advise of this in detail.</p> |

[Return to start of external support section](#)



EARLY YEARS



Ready for school?

Small steps can make a big difference...

Our Children Our Future

For further help and ideas you could look at

Health for under fives
<https://healthforunder5s.co.uk>

Hungry Little Minds
<https://hungrylittleminds.campaign.gov.uk>

Starting school together
www.pacey.org.uk/parents/toolkit

What to expect in the Early Years Foundation Stage: a guide for parents
<https://foundationyears.org.uk/wp-content/uploads/2021/09/What-to-expect-in-the-EYFS-complete-FINAL-16.09-compressed.pdf>

Unsure or concerned about your child's learning and development?

- Contact your nearest children and family wellbeing centre
- Talk to a health professional
- Discuss your concerns with your child's nursery, pre-school or childminder

For information about being ready for school visit
www.leicestershire.gov.uk/school-readiness

Produced by Leicestershire County Council as part of the Leicestershire Children and Families Partnership
 Visit www.leicestershire.gov.uk/LCFP

QR code: 

What does being ready for school mean?

Ready children*

- I am curious and want to play and learn
- I feel good about myself and like it when you praise me
- I am starting to know when I am happy, sad or cross
- I can let you know what I need and tell you about what is important to me
- I can settle when you leave me knowing you will be back soon
- I can play with other children and I am learning to take turns
- I can make simple choices
- I am willing to have a go and keep on trying
- I can use lots of different words about things that interest me and use them when I play
- I can listen and take turns in conversation with grown-ups and children
- I can follow simple instructions
- I can join in with favourite songs, rhymes or stories
- I can go to the toilet and dress myself most of the time
- I am an active and confident mover both indoors and outdoors

*If a child is developing typically for their age.

[Return to start of external support section](#)

Early Years



| | |
|--|---|
| What is this for and who is this for? | Pre-school aged children with additional needs, and their families can access additional support through the Early Years providers and the Early Years Inclusion and Childcare Service. Early Years providers can access the Duty Desk, drop-ins and can speak to their Area SENCo for advice and guidance. The team supports children from birth to statutory school age. |
| Where do I find this? | Early Years |
| When should I access this? | Early Years providers, parents or health care professionals have observed and assessed that the child has more difficulty with activities than their peers, or that the child has a physical or medical need impacting on their ability to access the same provision as peers. |
| How do I use this? | Early Years providers, health professionals and parents can refer to the Early Years Panels. If successful the child will then be allocated to either Portage, a SEND Advisor or an Inclusion Practitioner. Support and advice may be offered to both the family and to the Early Years provision. |
| Is this free to me or a costed service? | There is no cost involved in the support of Leicestershire resident children and their families. |



[Return to start of external support section](#)



SPECIALIST TEACHING SERVICE

1. AUTISM OUTREACH TEAM

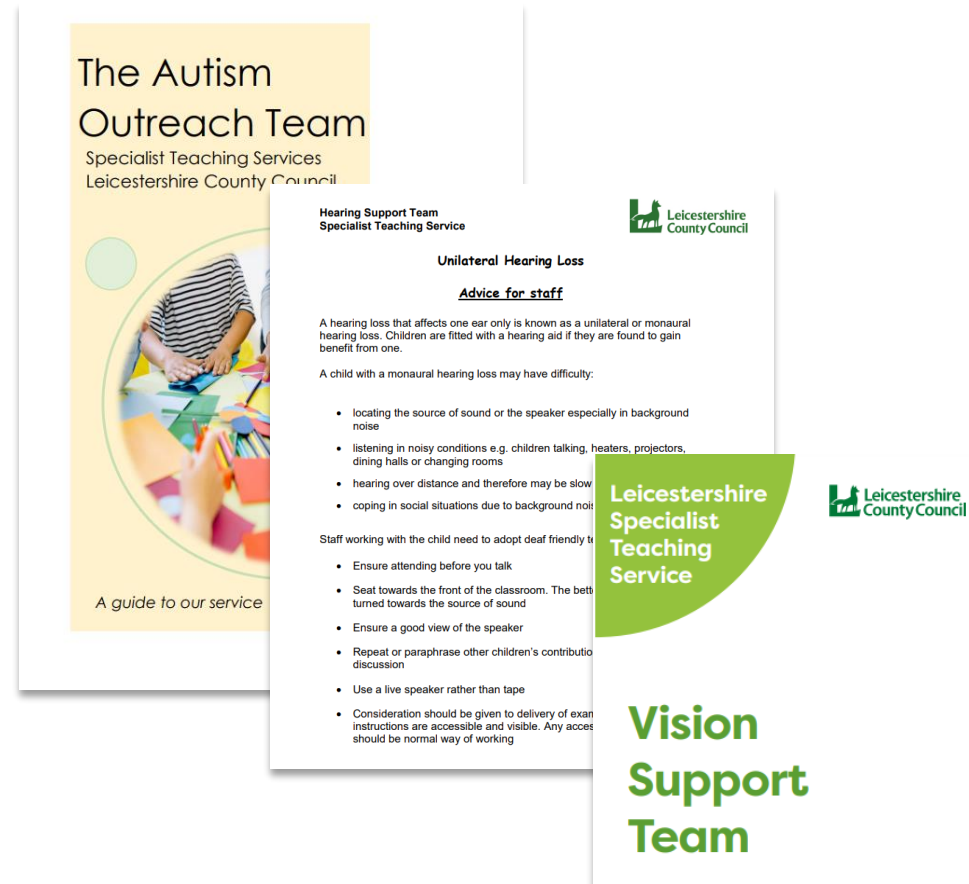
2. VISION SUPPORT TEAM

3. HEARING SUPPORT TEAM

4. ASSISTIVE TECHNOLOGY FOR EDUCATION

SUPPORT TEAM

5. LEARNING SUPPORT TEAM



[Return to start of external support section](#)

Autism Outreach Team - AOT



| | |
|--|---|
| What is this for and who is this for? | <p>The Autism Outreach Team (AOT) are specialist teachers and practitioners who support maintained schools and academies to develop improved understanding of Autism and to identify and implement strategies to support autistic children and young people. All schools have an assigned Autism Outreach teacher who schools can contact for general advice, support to develop whole school practice or cohort approaches to meeting the needs of autistic pupils.</p> <p>Information and advice is available for pupils pre-diagnosis through the Inclusion Forums or through AOT's 'Communication & Interaction Surgeries'. Flyers with further information and booking details for the C&I surgeries are circulated each term or contact STS@leics.gov.uk. Where pupil-specific support is needed, AOT accept school referrals for individual pupils with a diagnosis of autism. Before accessing the support of the AOT, schools should have supported staff to undertake updated training such as Autism Education Trust – Making Sense of Autism.</p> <p>ABA (Applied Behaviour Analysis) Team are a small team of ABA Consultants and a Lead ABA Tutor within AOT, who support pupils using the science of understanding behaviour.</p> |
| Where do I find this? | Autism Outreach Team |
| When should I access this? | Early intervention should be sought through the Inclusion Forums or through AOT's C&I surgeries. Following this, schools should review and update any autism training required. If specialist support is needed, then a referral should be made for pupil-specific support. |
| How do I use this? | AOT involvement can be sought to identify the needs of autistic pupils and develop good autism practice within the setting. This includes access to a range of training offers, whole school approaches, pre-diagnosis support through C&I surgeries and pupil-specific support. Contact your assigned Autism Outreach teacher to discuss options available . |
| Is this free to me or a costed service? | The support of the AOT teachers is free of charge for Leicestershire schools and their Leicestershire resident pupils. |

[Return to start of external support section](#)

Vision Support Team



| | |
|--|--|
| What is this for and who is this for? | <p>The Vision Support Team is made up of a group of qualified teachers holding additional qualification in the education of children with visual impairment. They also have an early years practitioner supporting families with children of pre-school age.</p> <p>The team works with schools, early years settings and other professionals to offer assessment, observation and advice on the impact of sight loss and way to support children to achieve their potential.</p> |
| Where do I find this? | <p>Vision Support Team</p> |
| When should I access this? | <p>When a vision impairment is identified the Vision Support Team can gather information about the impairment and visit the home or education setting to undertake observation. They may undertake a functional eye test to understand how the child's eyes see best on an average day rather than in a clinical setting. The Vision Support Team can offer advice and reports for the EHC Needs Assessment and annual reviews.</p> |
| How do I use this? | <p>Referrals are accepted from parents, education settings, health professionals, Vista and other colleagues when a visual impairment is identified.</p> <p>Dependent on the needs, the team can stay in touch for as long as the need exists within education. Tailored advice can be provided to the education setting about the best ways to access the curriculum and training can be offered to education settings.</p> |
| Is this free to me or a costed service? | <p>The Vision Support Team offer is free of cost for children and young people resident in Leicestershire from birth up to 19 years, or 25 years for those remaining in education with an EHCP.</p> |

“

She's really helpful. **If I am confused about anything I can go to her.**

Pupil

”

[Return to start of external support section](#)

Hearing Support Team



| | |
|---|---|
| <p>What is this for and who is this for?</p> | <p>The Hearing Support Team is made up of specialist teachers with an additional qualification for teaching hearing impaired children, BSL practitioner, specialist practitioners for HI and Educational Audiologist. They provide specialist advice and support to families, education settings and other professionals working with hearing impaired children and young people in Leicestershire, with diagnosed hearing loss.</p> <p>The team works with schools, early years settings and other professionals to offer assessment, observation and advice.</p> <p>Once it is determined that the child's deafness meets criteria for Teacher of Deaf Children and Young people involvement then there is an expectation that schools will engage with the team to meet need.</p> |
| <p>Where do I find this?</p> | <p>Hearing Support Team</p> |
| <p>When should I access this?</p> | <p>The team can support from the time that the hearing loss is identified up to the age of 18, or up to 25 for those with an Education, Health and Care Plan (EHCP). The Hearing Support Team can offer advice and reports for the EHC Needs Assessment and annual reviews.</p> |
| <p>How do I use this?</p> | <p>Referrals can be made by Paediatric Hearing Service, ENT Consultants, public health nurses, education settings and parents/carers. All new-borns have a hearing test, if necessary additional hearing tests may be undertaken by Leicester Royal Infirmary. If hearing loss is confirmed the hospital will inform the Hearing Support Team. Support can help with access to the curriculum, individual needs and assistive technology. For pre-school children there is an opportunity to attend a family group.</p> |
| <p>Is this free to me or a costed service?</p> | <p>The Hearing Support Team offer is free of cost for CYP resident in Leicestershire from birth up to 18 years, or 25 years for those with an EHCP.</p> |

“ Having your support from the beginning was an **absolute lifeline.** ”

Parent

[Return to start of external support section](#)

Assistive Technology for Education Support Team (ATfEST)



| | |
|--|---|
| What is this for and who is this for? | ATfEST is made up of assistive technology specialists, keyboard and assistive technology practitioners, resource production technicians and audiology technicians . They are employed by the local authority and work alongside all of the Specialist Teaching Service (STS) teams to provide integrated and comprehensive support for the educational needs of Leicestershire resident children. |
| Where do I find this? | The team can be contacted through the Specialist Teaching service by emailing sts@leics.gov.uk More information can be found on our website, ATfEST |
| When should I access this? | Children identified as having additional needs due to their visual, hearing or other needs will be known to the Specialist Teaching Service. |
| How do I use this? | The specialist practitioner or teacher from STS will identify the ATfEST needs through their observations and assessments. Technological support and resources are acquired or developed in line with the assessed educational needs. ATfEST can also be accessed via SENCOs referring pupils due to their physical needs as well as Speech and Language Therapists referring pupils for their communication needs under the Local Agreement. |
| Is this free to me or a costed service? | There are costed and free elements to the service offer for Leicestershire resident children which will be discussed in detail by the STS practitioner or teacher before progressing. |

“ The laptop has been an absolutely vital piece of equipment to X during her A-levels. We are incredibly grateful.

Parent ”

[Return to start of external support section](#)

Learning Support Team

| | |
|--|---|
| What is this for and who is this for? | <p>The Specialist Teaching Service's Learning Support Team offer all schools in Leicestershire two hours per year of free consultation to discuss learning needs including dyslexia and dyscalculia. This support is aimed at SENCOs who may wish to include the inclusion manager, a class teacher, or a member of support staff in their consultation.</p> <p>A regular programme of training is also offered which includes training on persistent Literacy difficulties, Maths learning difficulties, reading, spelling, creating learning profiles and identifying needs and evidencing adjustments.</p> |
| Where do I find this? | <p>Learning Support Team or contact LSS Core Offer LSSCoreOffer@leics.gov.uk</p> |
| When should I access this? | <p>When information or advice is required about whole school or individual approaches to identifying and supporting learning needs.</p> |
| How do I use this? | <p>Contact LSS core offer and the Learning Support Team guide you through the options available.</p> |
| Is this free to me or a costed service? | <p>Each school has two hours of free LS consultation time each year (some SENCOs put their hours together to enable their schools to access more LS time over the year). Training is charged at a minimal rate.</p> |

“

This consultation was the most informative, helpful and supportive that I have attended, surpassing my expectations. As a result of this consultation, **I feel a lot more equipped to support the children in my class and distribute information to other staff in my school** – thank you so much!

Primary Class Teacher

”

[Return to start of external support section](#)






SUPPORT FOR INCLUSION

1. INCLUSION FORUMS

2. SECONDARY EDUCATION & INCLUSION

PARTNERSHIPS

3. VIRTUAL SCHOOL



[Return to start of external support section](#)

Inclusion Forums



| | |
|--|--|
| What is this for and who is this for? | <p>The forums, Early Years, Primary and Secondary, are aimed at enabling all children and young people to engage effectively in education and training.</p> <p>Schools may use the forums to seek advice on strategies and approaches to meet the needs of the Leicestershire learners that they are responsible for. The forums can provide attendees with resources and tools to support individual or groups of pupils with similar needs.</p> |
| Where do I find this? | <p>Early Years Inclusion Forum Website Primary Inclusion Forum Website Secondary Inclusion Forum Website</p> |
| When should I access this? | <p>Accessing the forums is part of the graduated approach taken by all schools and settings when seeking to support a child or pupil who may have additional needs. The child does not need to have a formal diagnosis to seek advice, nor should having a diagnosis prevent a setting from seeking input from the forums.</p> |
| How do I use this? | <p>As well as accessing advice from representatives from specialisms such as Education Psychology, Autism Outreach, the Inclusion Service and Health, peer support from other schools is a valuable resource available through the forums which take place digitally through Teams.</p> |
| Is this free to me or a costed service? | <p>There is no charge for these forums but they are extremely popular so booking early and sharing learning within your setting is advisable. Forums are provided for the support of Leicestershire resident pupils.</p> |



[Return to start of external support section](#)

Secondary Education Inclusion Partnership



| | |
|--|---|
| What is this for and who is this for? | <p>The Secondary Education Inclusion Partnership is known as the SEIP, it is a collective of five partnerships covering Hinckley & Bosworth (HBEP), North Charnwood & Loughborough Inclusion Partnership (NCLIP), Melton & South Charnwood Inclusion Partnership (MSCIP), North West Leicestershire Learning & Inclusion Partnership (NWLLIP) and South Leicestershire Inclusion Partnership (SLIP).</p> <p>Leicestershire does not use Pupil Referral Units (PRU), the SEIP is developed to support pupils struggling to engage with learning or at risk of exclusion.</p> <p>Schools are not obligated to use the SEIP but many find the collaborative working with peer schools to be beneficial.</p> |
| Where do I find this? | <p>Secondary Education Inclusion Partnership</p> |
| When should I access this? | <p>The partnerships are developed to support secondary aged pupils demonstrating challenging behaviours or poor attendance which is negatively impacting their ability to access and engage with learning.</p> |
| How do I use this? | <p>Pupils with additional needs are identified by their own school and their needs are discussed within the Secondary Inclusion Forums. Plans to support are developed by the group and progress tracked. Schools can support each other by offering 'managed moves' which may be short-term or become permanent. Access to alternative provisions and creative packages of learning support are developed for the individual learner.</p> |
| Is this free to me or a costed service? | <p>The SEIP is funded by the local authority and support is usually free to the school, except in some circumstances where the pupil is fully programme-managed through the SEIP and the school already has a high number of pupils with full-time placements through the partnership. Pupils resident in Leicester City and Rutland accessing Tiers 1 and 2 levels of support are supported through Leicestershire SEIP until there is a need to access full-time education away from the school site (Tier 3 or above). At that time they will be supported by their own local authority.</p> |

[Return to start of external support section](#)

Virtual School



| | |
|--|--|
| What is this for and who is this for? | <p>The Leicestershire Virtual School is a local authority service whose role is to improve the education of children in care by supporting our Early Years settings, family of schools, carers and social workers to help children and young people to do their best. The Leicestershire Virtual School aims to:</p> <ul style="list-style-type: none">• increase the attendance, success and progress in education of children in care• help schools• give advice and keep an eye on how Pupil Premium Plus (PPP) is used• give training• lead on Personal Education Plan (PEP) meetings• help with learning support for schools• make schools and key people aware of any attachment issues <p>The Virtual School provides regular updates and thorough training to Designated Teachers to ensure they are best equipped to enable our children and young people to improve their educational outcomes and life chances.</p> |
| Where do I find this? | <p>Leicestershire Virtual School</p> |
| When should I access this? | <p>The service supports Looked After Children (LAC) and previously Looked After Children (LAC)</p> |
| How do I use this? | <p>Where applicable, schools will have an education improvement officer assigned to them by the service, to develop work as a family to support LAC and previously LAC children.</p> |
| Is this free to me or a costed service? | <p>The Virtual School offer is funded by the local authority and support is usually free, however some of the training offered to schools is at a cost.</p> |



SPECIAL SCHOOL SUPPORT & SHORT STAY PLACEMENTS

1. SPECIAL SCHOOL OUTREACH
2. OAKFIELD
3. CHILDREN'S HOSPITAL SCHOOL



[Return to start of external support section](#)

Outreach From Special Schools




| | |
|---|--|
| <p>What is this for and who is this for?</p> | <p>Outreach is available to mainstream schools and is delivered by the Leicestershire Special Schools across geographical areas to support pupils with SEN. This includes Social, Emotional and Mental Health (SEMH), Communication and Interaction (C&I), Cognition and Learning (C&L) and Specific Learning Difficulties (SpLD).</p> |
| <p>Where do I find this?</p> | <p>Currently – approach the special school through their web page, complete a referral form. Under review – consideration being given to bringing the administration into LCC to offer a single point of request and allocation of resource across all geographical areas.</p> |
| <p>When should I access this?</p> | <p>Individual or groups of pupils presenting with a similar need which the school feels under-equipped to manage effectively within current knowledge or skills.</p> |
| <p>How do I use this?</p> | <p>Advice and strategies to support: Dyslexia, Autism, Challenging Behaviour, Social & Emotional Support, EYFS (Birch Wood only) Modelling of learning and teaching, opportunity to practice Advice on teaching, learning, assessment and target setting Advice on appropriate resources and information, signposting Makaton Managing pupils with specific conditions and syndromes Transition guidance Observe and try new techniques, gain confidence using new techniques and strategies</p> |
| <p>Is this free to me or a costed service?</p> | <p>There is no charge to Leicestershire schools to support Leicestershire resident pupils.</p> |

Oakfield Short Stay School



| | |
|--|---|
| What is this for and who is this for? | School to school support is available to all mainstream schools and can include access to the Primary Inclusion Forums, signposting, training, observation, strategies and focus on SEMH pupil needs. Oakfield will support the family, the pupil and the school where appropriate. Leicestershire do not utilise Pupil Referral Units (PRU) so Oakfield Short Stay School will provide alternative strategies, resources and options available. |
| Where do I find this? | https://www.oakfield.leics.sch.uk/ |
| When should I access this? | Pupils displaying behaviours linked to SEMH which are impacting on their ability to focus on their learning, pupils at risk of exclusion. |
| How do I use this? | When a need is identified, contact Oakfield School to discuss your observations and where support is needed. Oakfield will guide you through the options available. Pupils at risk of exclusion can be dual registered for a period of time and supported to reintegrate back into their previous, or a new, mainstream setting. |
| Is this free to me or a costed service? | Most of service is free of charge to mainstream primary schools to support Leicestershire resident pupils. Boxall Workshops, Team Teach and Working Positively with Pupils are costed courses. |



[Return to start of external support section](#)

Children's Hospital School



| | |
|--|--|
| What is this for and who is this for? | <p>For some children, attendance at school may be impacted by health issues including anxiety and mental health problems. If concerns are not addressed at an early stage, they can affect progress, outcomes and the transition process to secondary school.</p> <p>We have recently opened a new provision (Magpie Learning Centre) for early intervention placements to support Pupils in Years 5 to 10 who are finding it difficult to access education in their own school due to mental and/or physical health difficulties. This would be for children who do not meet the criteria for a Hospital Education place, for example those not yet working with CAMHS.</p> |
| Where do I find this? | <p>Children's Hospital School Website</p> |
| When should I access this? | <p>A typical learner at the Magpie Learning Centre will be someone who: Is affected by anxiety in school, may try to withdraw from activities, will already be receiving support in school from support staff or from the SEMH team, benefits from being in nurturing spaces in school, benefits from a small and quieter setting to express what they are experiencing in school.</p> |
| How do I use this? | <p>Pupils attend for 2 or 3 days per week, for a period of 6-8 weeks depending on individual circumstances. It is hoped that pupils continue to attend their mainstream school on other days, and transition plans are developed to help with re-integration at the end of the placement. The end of placement report could also be used to support an application for statutory assessment.</p> |
| Is this free to me or a costed service? | <p>The cost for a placement is £105 per day which is in line with other alternative provisions. This covers all academic and therapeutic support, and food on all days. Schools are responsible for arranging transport to and from the centre.</p> |



EDUCATIONAL PSYCHOLOGY SERVICE

[Return to start of external support section](#)

Educational Psychology Service - EPS



| | |
|--|---|
| What is this for and who is this for? | Our Educational Psychologists support both statutory and non-statutory work with Leicestershire schools and Leicestershire pupils. The statutory work includes advice towards an EHC Needs Assessment, attending SEND Tribunals as a witness, support and advice for annual reviews, critical incident support and Early Years assessments. |
| Where do I find this? | EP's attend the Inclusion Forums to give general advice. They can provide bespoke assessment and advice, as well as general advice to teachers/ other school staff through their Traded Service offer, found Educational Psychologist service The EPS have developed a selection of resources for schools, available through the website, Educational Psychologist helpful resources |
| How do I use this? | Information and guidance through leaflets and signposting, telephone advice, consultation (digital), virtual training and virtual drop-ins, action planning to support transition back into school. The aim is to build capacity and promote inclusion in schools and settings through joint problem solving at a whole school level or at an individual level. |
| Is this free to me or a costed service? | EPS have both costed and free aspects to their offer supporting the needs of Leicestershire resident pupils and Leicestershire schools. Critical incident support is funded by Leicestershire County Council and can be discussed with the Principal Education Psychologist, 0116 305 5100. |

SENDIASS



[Return to start of external support section](#)

SENDIASS

| | |
|--|--|
| What is this for and who is this for? | Special Educational Needs and Disability Information, Advice and Support Service (SENDIASS) Leicestershire, is a statutory service, who provide free, impartial and confidential advice and support to parents and carers of young people aged 0-25 with special education needs or disabilities as well as young people themselves. They advise on all matters relating to SEND, including education, health and social care issues. |
| Where do I find this? | SENDIASS Information SENDIASS Website |
| When should I access this? | You can access SENDIASS for support with any SEND education, health and social care issues, including: <ul style="list-style-type: none">• SEND processes and Send support• Educational disputes and exclusions.• One Page Profiles.• Requests for assessments and matters relating to Education, Health and Care Plans (EHCPs).• Annual reviews of your child's EHCP.• Disability discrimination.• Support in court proceedings, relating to the above. |
| How do I use this? | SEND Information Advice and Support Service (SENDIASS Leicestershire) Telephone: 0116 305 5614 Duty line opening times Monday-Friday 9am-3pm - answerphone service in operation outside of these hours Email: info@sendiassleicestershire.org.uk |
| Is this free to me or a costed service? | It is a free service. |

[Return to start of external support section](#)

EXTERNAL PARTNERS



[Return to start of external support section](#)

External Partners Support Offers


| | |
|---------------------|---|
| NHS Services | <p>Parents are encouraged to reach out to the child's GP if concerns arise around development, both academic and socially. Through the GP, referrals can be made to further services such as Paediatricians.</p> <p>Speech and Language Therapists, Occupation Therapists and Physiotherapists are all services available on the NHS.</p> <p>Care Navigators can help parents and professionals get the right services to support the child and young person.</p> |
| CAMHS | <p>The Child and Adolescent Mental Health Service (CAMHS) is a specialist service offering mental health assessment and intervention to children and young people (up to the age of 18 years) who need more help with their mental health. Many young people experience difficulties from time to time and can access support through friends and family or services such as their GP, school nurse, school counsellors, on-line counselling (such as Kooth), early intervention services (such as Relate) or Mental Health Support Teams in schools.</p> <p>Specialist CAMHS is therefore one of several services offering mental health support and intervention for children and young people. CAMHS will work with children and young people with significant mental health difficulties with a moderate to severe impact on functioning which requires specialist mental health support.</p> |



[Return to start of external support section](#)

External Partners Support Offers

| | |
|--|---|
| Leicestershire Healthy Schools | <p>The Leicestershire Health Schools Programme is there to support all Leicestershire and Rutland schools in creating a positive environment that improves the health and wellbeing of pupils, school staff and the wider school community. Look at the Healthy Schools Website to find out more about this offer.</p> |
| Turning Point | <p>Turning Point will work with anyone who is affected by drugs and alcohol and wants to make a change. The Young People’s Team will work with all young people under 18, and those up to 25 when required. They will support young people struggling with their own issues with drugs and alcohol as well as those affected by someone else’s substance use. The dedicated team will work one-to-one with young people in any suitable location. Look at the website Turning Point Website to find out more about this offer.</p> |
| Trauma Informed Partnership (LLR) | <p>An online learning resource for professionals and practitioners interested in Trauma Informed Practice and how this can be introduced and implemented within their own practice. Look at their Learning Resource Website to find out more.</p> <p>The Trauma Informed Partnership (LLR) have more information available on their website LLR Website.</p> |
| Leicestershire County Council Public Health and Wellbeing | <p>The Public Health and Wellbeing web pages can offer information and advice around universally available services such as mental health, weight concerns, sexual health and smoking, alcohol and drug concerns. Look at the Public Health and Wellbeing Website to find out more about this.</p> |



[Return to start of external support section](#)

External Partners Support Offers

| | |
|--|--|
| <p>Children and young people’s continuing care national framework</p> | <p>Process for assessing, deciding and agreeing continuing care for children with complex health needs.</p> <p>Schools and educational settings follow the advice within the Department for Education (DfE) statutory guidance when they are supporting children with medical needs in schools. It outlines the responsibilities of schools, local authorities and parents, and the legal duty of working together to support children, ensuring they remain healthy and achieve their academic potential. Information available here for the Continuing Care National Framework Information available here from the Local Authority around educating children with medical needs.</p> |
| <p>ADHD Foundation: The Neurodiversity Charity</p> | <p>The ADHD Foundation is the UK’s leading neurodiversity charity, offering a strength-based, lifespan service for the 1 in 5 of us who live with ADHD, Autism, Dyslexia, DCD, Dyscalculia, OCD, Tourette’s Syndrome and more.</p> |
| <p>ADHD Solutions</p> | <p>ADHD Solutions provide help, support, family coaching and resources for children, young people and adults affected by ADHD and their families. They also deliver up-to-date information about services available to adults, families plus resources and training about ADHD to other institutions and service providers in both the statutory and voluntary sectors.</p> |
| <p>Specialist Autism Team (SAT)</p> | <p>The Specialist Autism Team (SAT) is a multi-disciplinary team committed to improving the quality and care for people who are autistic. The team provide post-diagnostic support to autistic people aged 14 and upwards, including adults.</p> |



[Return to start of external support section](#)