



Leicestershire
County Council



Your guide to Primary Education in Leicestershire

2017-2018

For admissions entry September 2017
and mid-term transfers during
2017-2018 academic year



Welcome

On behalf of Leicestershire County Council, I am pleased to welcome parents, carers and children to this year's Your Guide to Primary Education for entry September 2017, and general admissions throughout the academic year 2017-18.

The first time admissions outcomes for this year have been extremely pleasing. The Local Authority was able to secure preferred schools for over 97% of Leicestershire parents and carers, with 91% getting their first choice of school. Added to this the highest ever percentage of parents and carers, 96.1%, applied online.

With this in mind I would like to invite parents and carers of children seeking first time admissions from September 2017 to start considering which school they would like their child to attend.

It is important to understand that you must apply and that there is a closing date. The application process for primary school - first time admissions begins from **1st June 2016 and closes 15th January 2017**, and the recommended way to apply is through Leicestershire's online application system.

There are a few key steps to make the process more straightforward that I would like to advise parents and carers of, and would urge that you consider these carefully, these are:

- To read this booklet and understand what you need to do;
- That you visit schools on open days before making you final decision;
- Consider how you will get your child to and from school;
- That the best way to apply is online;
- That you must apply by the **closing date 15th January 2017**.

Applications received after the closing date must be marked as late and will have the lowest priority. In addition, to avoid the disappointment of not securing a local school, it is always recommended that you place your catchment school as one of your preferences.

If you have any questions we are here to help, and the quickest way to contact us is through our customer service agents on 0116 305 6684, who will be more than happy to speak with you.

Finally, may I wish your child every success in their future education.

Yours sincerely



Paul Meredith
Director of Children and Family Services

Contents

Useful Definitions.....	2
General Introduction	3
Starting School	4
Applying for your Child's Primary School Place	5
Elective Home Education	12
Non Attendance and Court Team.....	12
Children who cannot attend school because of health needs.....	12
As a Parent	13
Key Services and Contacts	14
Key Dates	15
Key to Symbols.....	16
School Areas in Leicestershire.....	17
Primary Schools in the Coalville and Ashby Area.....	18
Primary Schools in the Hinckley and Bosworth Area.....	27
Primary Schools in the Loughborough Area	38
Primary Schools in the Melton and South Charnwood Area	48
Primary Schools in the South Leicestershire Area	59
Alphabetical index of Primary Schools	74

It is believed that the information contained in this booklet is correct at the time of going to press (August 2016). Any changes will be updated in the online version.



Useful Definitions

Academy: To include free schools, studio schools and academy conversions

Academy status: Academies are publicly funded independent schools

CC: Community College(s) are institutions that also cater for adults

CE: Church of England

CFS: Children and Family Services

CME: Children Missing Education

Compulsory school age: Is the time that a child must receive full time education at school or 'otherwise', starting with statutory school age and ending on statutory school leaving age

DfE: Department for Education - www.education.gov.uk (formerly known as the Department for Children, Schools and Families)

EHCP: An Education Health and Care Plan is a legal document following statutory assessment, which sets out the support that is necessary to cater for a child with complex and enduring special educational needs and / or disabilities

EHE: Elective Home Education

EMA: Education Maintenance Allowance

FE: Further Education

Free Schools: Free schools are all-ability state-funded schools set up in response to parental demand.

FTA: First Time Admission

LA: Local Authority

LCC: Leicestershire County Council

Partially Accessible: These schools ensure that wheelchair users and pupils with mobility problems will be able to access all areas of the curriculum, but not necessarily all of the school building

Pathway Schools: These schools ensure that wheelchair users and pupils with mobility problems start in a partially accessible primary school, that feeds into a partially accessible high or upper school

PME: Pupils Missing Education

RC: Roman Catholic

School Action (Plus): Level of help school(s) offer for children with SEN

SEN / SENCO: Special Education Needs/Co-ordinator

Statutory school age: Is the age when a child must start school

Statutory school leaving age: Is the date when a child is allowed, by law, to leave secondary school. This is the last Friday in June, of the school year in which a child reaches the age of 16

Trust School: A foundation school which has acquired a trust which supports the school and may nominate a minority or a majority of the school's governors

VA status: Voluntary Aided status - schools that are not under the control of Leicestershire County Council (often controlled by a religious organisation)

VC status: Voluntary Controlled status - are under the control of Leicestershire County Council (often with a religious influence - some VC schools use the Religious Criterion as part of their admission process)

Customer Service Centre

Parents and carers requiring advice and information can contact the Customer Service Centre: Tel: **0116 305 6684**

Monday, Tuesday, Thursday and Friday 8.30am - 5.00pm, Wednesday 9.00am - 5.00pm

Our trained customer service agents will be pleased to assist with all queries relating to Admissions and Transfers.



General Introduction

The purpose of this booklet is to give parents and guardians a detailed explanation about primary education provision in Leicestershire.

Leicestershire County Council makes sure that, in the county as a whole, there are enough full time school places for all children from the age of 4 onwards.

Areas covered are:

- Pre-school
- How to apply online for a primary school place as a first time admission
- How to transfer from infant to junior school
- How to apply part way through the academic year across any primary age group (also known as a 'mid term' transfer).

Leicestershire County Council has only one nursery school. All other nurseries are independent, even those that occupy sites close to, or on school sites. Admission to all nurseries is by application direct to the nursery.

First Time Admissions (FTAs) for all children are from the autumn term after the child has turned four years old. Admission to mainstream school is by application to the Local Authority (LA) in which you live. The closing date for FTA and infant to junior transfers for entry September 2017 is **15th January 2017**.

Community, Trust, Faith, Academy, Free School, and Studio Schools.

The majority of primary schools in Leicestershire are community schools with the Local Authority being the admitting Authority. For Foundation, Trust, Faith, Academy, Free and Studio Schools the LA is not the admitting authority but the school themselves.

In addition, a number of academies both primary and secondary have this year applied successfully to extend their age range.

All applications should be made online through the LA. For community schools the admissions criteria used is on page 8. For all others please see the particular school's admission criteria on the school's website.

Key points you should make a note of are:

- There is no automatic entry to your local school. You are required to complete an admission application
- To ensure that you are making the right preference for your child it is strongly recommended that you contact the school to arrange a visit before making an application
- All applications are considered in accordance with the priority criteria
- On time applications will always be dealt with first
- National offer for all Primary admissions is: 18th April 2017 (or next available working day).
- Leicestershire County Council operates an ONLINE application system that we advise you use www.leicestershire.gov.uk/admissions
- Closing date for return of all FTA applications and infant to junior transfers is: **15th January 2017**
- There are Leicestershire Schools that have moved away from the Local Authority admissions policy and criteria. Parents are strongly advised to check the schools' own policy
- **YOU MUST APPLY FOR THE SCHOOL YOU WISH YOUR CHILD TO ATTEND, THIS INCLUDES YOUR CATCHMENT AREA SCHOOL.**

If at any stage you need to talk to someone about any aspect of a transfer process you can either contact your current school or School Admissions Service on: **0116 305 6684**.

Apply for a school place online:
www.leicestershire.gov.uk/admissions



Starting School

The law states that every child of compulsory school age must receive a full time education suitable to their age, ability aptitude and any special needs he or she may have. Most parents fulfil this legal responsibility by sending their children to school but a small minority of parents educate their children at home. This is known as Elective Home Education. For further information email homeeducation@leics.gov.uk or telephone 0116 305 2071.

Whilst it is a legal option, it is not a decision to be taken lightly. Education in this way makes demands on a family's time and patience, as well as their finances: all cost for materials, trips and social contact must be borne by the family.

In Leicestershire, primary and infant schools will be offering a school place for a child of four years of age from the autumn term following their fourth birthday. However, statutory school age is from the first term after your child's fifth birthday.

How is primary sector schooling organised?

There are 3 different types of schools in the primary sector	
Infant Schools	Reception - Year 2
Junior Schools	Year 3 - Year 6
Primary Schools	Reception - Year 6

Deferred or Part-time starts

When a child's parents are notified of the allocation of a primary school place, they may request deferment of the child's admission to later in the school year, (start of the Summer Term) or until the start of the term following their fifth birthday in that year i.e. compulsory school age. If the place is not taken up, parent must then reapply for a place in Year 1. Similarly, parents may wish to start their child on a part-time basis until compulsory school age. This is normally agreed directly with the school concerned.

If the place is not taken-up on a full-time basis following compulsory school age, the place may be withdrawn and offered to another child.

Delayed start, Early Transfers or Starts, and Remaining on in the same year requests

Parents may request delayed entry for their child to start school in the year below their actual chronological year. There is a formal process to consider such requests and parents would be expected to provide evidence (supporting documentation from lead professionals where possible) to show that admission to Reception is in the child's best interests. This will then be taken into consideration by a panel of professionals.

Parents will still be required to make an application for their child's admission to their normal age group at the usual time, and attend open days or taster days; in case the request for a delayed start is refused. It is important parents understand that if the request is agreed, it does NOT guarantee a place a year later, it only means that parents will be allowed to apply a year later for a place. If unsuccessful, parent's statutory right to appeal against the refusal of a place at a school, does not apply if they are offered a place at the school but it is not their preferred age group.



Where parents wish to seek advanced transfers or accelerated starts (i.e. gifted and talented) or wish to repeat the year, the decision will be made on the basis of the circumstances of each case and in the best interests of the child concerned.

Examples of key areas considered before a decision is made may be:

- **Medical** i.e. significantly premature, have missed a significant proportion of the school year due to medical illness
- **Psychological (Social)** i.e. a recognised diagnosed disorder
- **Physical** i.e. a diagnosed disability

(This is not an exhaustive list or set of criteria)

Applying for your Child's School Place

Entry September 2017 and transfer from Infant to Junior in September 2017 and for mid-term entry during academic year 2017-18

You may have visited a number of schools and decided on one you think is best for your child. You will then need to apply online at www.leicestershire.gov.uk/admissions

Applying online has many benefits:

IMPORTANT NOTE: For First Time Admissions and Infant to Junior Transfers it is important that you write down your username and password as you will need these to access your decision on the 18th April 2017.

You also need your username and password if you wish to amend any aspect of your application prior to the decision being made.

If you cannot remember your details you will not be able to view the decision.

We always encourage parents to include their catchment area school as one of their preferences.

An application for a First Time Admission place in a primary school must be made to the LA where you live, e.g. if you live within Leicester City, you must complete their application form for primary school places. This is the case even if you wish to apply for a school in Leicestershire. Infant to Junior decision dates may be different for other local authorities. Please check with the school's LA to find out when their Infant to Junior decision date is.

If you are resident in Leicestershire you will need to complete the Leicestershire application form. You can do this online at www.leicestershire.gov.uk/admissions and can express up to three preferences. This could include a request for a place in your catchment area school, any Leicestershire community school, academy or free school, any voluntary aided, foundation or trust school or any school within another authority. This does not include private or independent schools.

Even though all preferences are treated equally, we always aim to meet your highest preference, and therefore request that preferences are made in rank order.

Applications must be made by 15th January 2017 for a school place when your child is due to start school for the first time in 2017 or moving from infant to junior school in 2017. **If you fail to name your catchment area school as one of your preferences a place will not automatically be offered at that school if all your other preferences are unsuccessful. This is because by then your catchment school may have been filled.**

If you wish to change your child's school during the school year (mid term transfer) you must apply to Leicestershire County Council:

- If you are applying for a school within Leicestershire's geographical boundary



- If you are resident in Leicestershire and are applying for a school outside of Leicestershire
- If you are applying for a place in an academy or other own admission authority school.

To accelerate the processing of your form when applying for a voluntary aided faith school it is advisable you also complete the school's supplementary form and submit this direct to the school you wish to apply for (a paper version is available from the school).

The LA will aim to process all mid term transfer applications within fifteen working days wherever possible, and will write to you to inform you of the outcome of your application. If you are successful we will write to you to inform you of what steps to take next.

If you are unsuccessful you have the right to appeal. You appeal to the admitting authority responsible for the school.

While a mid term application is being processed you must ensure your child continues attending their current school, unless this is physically impossible (e.g. move from Cornwall).

For more information regarding mid term transfers, please see www.leicestershire.gov.uk/admissions

If you have a query about the catchment school for your particular area, please contact our Customer Service Centre on **0116 305 6684**.

Co-ordination of First-Time Admission/Infant-Junior transfer

There are different arrangements for Church of England, Roman Catholic aided, foundation, trust, academies and free schools. Enquiries concerning these schools should be made direct to the Headteacher. Admissions to these schools are the responsibility of the Governors, but, an application for a place must be made on the Local Authority FTA/Junior transfer form you obtain from the relevant local authority. There is a requirement for all schools in Leicestershire to co-ordinate school admissions for first-time admission and infant-junior transfer through the Local Authority. For those schools who are own admission authority schools please refer to section School Admission Policies for own admission schools.

Things to consider before applying:

- Each school caters as far as possible for the needs of the families in its neighbourhood. When your child starts primary school you must apply for a school place. Normally the Children and Family Services wishes to offer a place to every child living in a school's catchment area, but, this may not always be possible for infants (4+ to 7 year olds) as there is an infant class size limit of 30 children per teacher. The Headteacher of the school will be pleased to discuss your child's admission or you can get advice from the School Admissions Service, County Hall, Tel: 0116 305 6684
- Consider how your child will get to and from school. Find out from the Transport Department on 0116 305 0002 whether you may have to pay for transport
- Visit schools when the pupils are there if you can, and read the school brochures/prospectus
- Take into account your child's wishes
- Do not rely purely on someone else's opinion or experience.

N.B. Be aware that a place in a primary school does not guarantee a place in its linked secondary school and that a place in a high school does not guarantee a place in its linked upper school.

You can get advice from the School Admissions Service on telephone: 0116 305 6684 or email admissions@leics.gov.uk Please telephone in advance to arrange such a meeting. You can also apply online at: www.leicestershire.gov.uk/admissions

We always advise parents to include their catchment area school as one of their preferences.

If you fail to name your catchment area school as one of your preferences a place will not automatically be offered at that school if all your other preferences are unsuccessful. This is because by then your catchment school may have been filled.

Information about admissions policies for voluntary aided, foundation, academies, free schools and trust schools is available direct from the school and is also contained later in this booklet.

How will I receive my offer of a school place for First Time Admissions and Infant to Junior Transfers?

If you have applied online you will get an email confirming that your offer of a school place is ready to be viewed online the same day decisions are made on 18th April 2017. You can then log in with your **username and password** for an instant result. If your application is turned down you will get an online response and a letter via the post.

If you have applied via a paper application form, your offer of a school place will be posted out to you from 18th April 2017 by 2nd class post. You should allow 5 working days for receipt of your letter. Infant to Junior decision dates may be different for other local authorities. Please check with the school's LA to find out when their Infant to Junior decision date is.

Note: If the national offer date falls at a weekend or bank holiday, you will be notified the next working day.

You will receive an offer of one place only. This will be the school highest on your order of priority where there are places available. Leicestershire will work in co-ordination with other admission authorities where you may have applied for a place, e.g. Aided schools and schools within other local authorities, to finalise which place will be offered. If we cannot agree to any of your preferences, you will be asked to contact us to discuss alternative schools where there are places.

Late Requests

Applications received after the closing date and before the offer date, without proof that the lateness of the application was beyond your control, will receive the lowest priority, and be classed as late.

Applications received after the offer date will be considered as late.

If the lateness of your application is owing to the family returning from abroad, then the application must be made within a reasonable time of arrival back in the UK.

Oversubscription List (OSL)

The OSL ranks children in priority criteria order. If a place becomes available the child at the top of the list will be offered the place. The LA will maintain the OSL for the autumn term only for the following year groups:

- Reception (Community schools only)
- Year 3 (Community junior schools only)
- VA, Trust, Academies, Free Schools and Foundation Schools maintain their own. Some of these schools opt for the LA to maintain their OSL (you will need to contact these schools directly to enquire where your child is on their OSL).

How is the OSL operated?

Application to go on the OSL is automatic when a child is refused a place in school. If a place becomes available, it will be offered to the pupil who is at the top of the list.

The OSL is a dynamic list in that names may move up or down if a new application received has a higher priority than yours.



Priority criteria for entry Autumn 2017 and mid term applications during 2017 / 2018 academic year to Community Schools and those academies that have adopted the LA's criteria

Academies are free to set their own admissions policies. Please check the schools own website for their admissions criteria. All maintained schools and some academies will follow the LA criteria below.

For all children whose Education Health and Care Plan (EHCP) names a school in their statement, they must be admitted regardless of the criteria below.

If there are too many requests for community schools, priority will be given to children in the appropriate age-range, whose parents applied on time, in the following order (see note i below):

1st	Children who are in public care and those children who were previously looked after children. (See note ii).
2nd	Pupils who live in the catchment area. (See note iii).
3rd	Pupils who will have an older brother or sister attending the same school at the same time. (See notes iv and v).
4th	Pupils who have a serious medical condition or exceptional social or domestic needs that make it essential they attend the school requested. (Professional documentation confirming the situation must be submitted with the application). (See note vi).
5th	Pupils who will have attended a feeder school for at least two years before the time of transfer. (See note vii).
6th	Pupils starting at an infant school with a sibling attending at the same time in the linked junior school. (See note iv). or Pupils transferring to high school who will have an older brother or sister attending the linked upper school at the same time. (See note iv).
7th	Pupils basing their application on religious belief. (See note viii).
8th	Pupils living nearest to the school measured in a straight line distance (home to school front gate). (See note ix).



Notes:

- i. Combinations of the above criteria are used where appropriate, in priority order.
- ii. A 'looked after child' is a child who is (a) in the care of a local authority, or (b) being provided with accommodation by a local authority in the exercise of their social services functions (see the definition in Section 22(1) of the Children Act 1989) at the time of making an application to a school. Previously looked after children are children who were looked after, but ceased to be so because they were adopted (or became subject to a residence order 19 or special guardianship order). In such circumstances a letter from the last local authority in which the child was in the care of will be required.
- iii. The child's place of residence is taken to be the parental home where they spend the majority of the school week. Living in the catchment area does not guarantee you a place at your catchment school.
- iv. The term "half or step brother or sister" includes half brother or sister or legally adopted child being regarded as the brother or sister.
- v. Regarding brothers or sisters who will be of sixth form age, these are counted as brother/sister connections for criteria 3 or 6 above.
- vi. If criteria 4 is used, professional supporting documentation from the Lead Professional must be supplied and must be submitted with the application. The following list are the areas that are considered exceptional:
 - Crown Servants
 - Children in the care of an LA
 - Children subject to Child Protection Plans
 - Hard to Place children – who fall under the Fair Access Protocol
 - Parents suffering domestic violence. (This is dependent on documentary evidence by a Lead Professional)
 - A child for whom transfer to the catchment area school would involve attending a different school until he/she is the right age for transfer. (This is dependent on the child having attended the present school for at least a year)

Each case will be assessed on its individual merits.

- vii. For criteria 5 above, the child must have been enrolled at the feeder school on or before the start date of the autumn term two years before transfer.
- viii. For criteria 7 above, a letter of support from your Minister or Religious Leader will be required explaining how the school caters for your faith.

For schools listed below a Minister's letter is required to support the parent's application that verifies children are from a church going family, for example, who have attended a Christian place of worship at least once a month for a year prior to application;



This criterion only applies to the following CE VC schools:

Blaby Stokes C of E Primary	Broughton Astley Orchard C of E Primary	Castle Donington St Edward's C of E Primary	Coalville All Saints C of E Primary	Cossington C of E Primary
Fleckney C of E Primary	Hinckley St Mary's C of E Primary	Husbands Bosworth C of E Primary	Ibstock St Denys C of E Infant	Long Whatton C of E Primary
Measham C of E Primary	Quorn St Bartholomew's C of E Primary	Swannington C of E Primary	Swithland St Leonard's C of E Primary	

ix. For Criterion 8 above, measurement of distance is in a straight line from the centre point of the property to the school's main designated front gate, using a computerised mapping system (Geocoding). Where there is equal distance then lots will be drawn, supervised by an independent officer.

Please note that late applications receive the lowest priority.

Applying for a school place at other times (mid-term applications)

In year co-ordination for mid-term transfer

For Leicestershire residents applications should be made using the LA's mid term application form, available online: www.leicestershire.gov.uk/admissions or by completing a paper version available from the School Admissions Service Tel: 0116 305 6684.

Those parents living outside of Leicestershire who wish to apply for a Leicestershire school are encouraged to apply through the Local Authority where they live, unless your move to Leicestershire is imminent, or because the Local Authority in which you live is not co-ordinating. In which case apply direct to Leicestershire at www.leicestershire.gov.uk/admissions

To accelerate the processing of your form when applying for an own admission authority school, it is advisable you also complete the school's supplementary form (see links from www.leicestershire.gov.uk) and submit this direct to the school you wish to apply for (a paper version is available from the school).

The LA will aim to process all mid term applications within fifteen working days wherever possible, and will write to you to inform you of the outcome of your application. If you are successful the letter will inform you of what steps to take next.

If you are unsuccessful you have the right to appeal. You appeal to the admitting authority responsible for the school.

While a mid term application is being processed you must ensure your child continues attending their current school unless this is physically impossible (e.g. move from Cornwall).

When moving areas

Requests for in catchment movement will only be agreed if there are spaces available or the conditions in 13.33 and 13.44 of the 2017 admissions policy are met. Own admissions authority schools may differ. For more information please contact the School Admissions Service on 0116 305 6684.



Points to consider when changing schools during term time:

- If you are considering changing schools it is important that you discuss the move with your child's current school before completing an application form. In certain instances it may not be in the best interests of your child to change schools
- If your child has difficulties with staff or other pupils, or if your relationship with the school or another parent has broken down, the solution may not be to change your child's school. It is advised that you talk about the issues with the current school before you decide to change your child's school
- Have you considered how you will get your child to the new school?
- Have you considered the negative impact in preparing for examinations for your child in Year 6?
- The current school may have built in extra support and good working relationships with your child that could be lost if you move your child
- The general disruption and lack of continuity of learning may result in your child finding it difficult to catch up
- Consider the loss of friendship groups. This especially affects younger children.

The appeals procedure

In relation to school appeals the LA, through the County Council's Legal Services, conduct the appeals process for community schools. Foundation, Trust, Faith, Academy, Free Schools, and Studio Schools in some instances, engage the services of the LA to run their appeals. However most run their own appeals processes.

If you decide to appeal, you must have applied and been refused a school place before you can appeal. You will need to contact the School Admissions Service to request a Notice of Appeal form, or you can download a form from www.leicestershire.gov.uk/appeal-against-a-school-decision These must be returned by the closing date to the County Solicitor.

The County Solicitor will let you know when the appeal will be heard.

You may attend the appeal hearing yourself, or with a friend if you wish. You may ask a representative to speak for you or you can send a written statement.

Your case will be considered by the Appeals Committee which is independent of the Children and Family Services.

Please note that repeat appeals in the same academic year will not be allowed unless there has been a significant change in your circumstances, e.g. a house move. In appeals for places in infant classes that already have 30 children, the panel can only allow the parent's appeal if the Local Authority has made an error or acted unreasonably.

Contact details of other local authorities surrounding the Leicestershire borders:

- **Leicester City:** 0116 454 1009 - www.leicester.gov.uk
- **Rutland:** 01572 722 577 - www.rutland.gov.uk
- **Coventry City:** 024 7683 1511 - www.coventry.gov.uk
- **Nottingham City:** 0115 841 5568 - www.nottinghamcity.gov.uk
- **Derby City:** 01332 642 726 - www.derby.gov.uk
- **Nottinghamshire:** 0115 982 3823 - www.nottinghamshire.gov.uk
- **Derbyshire:** 01629 533 190 - www.derbyshire.gov.uk



- **Staffordshire:** 01785 278 593 - www.staffordshire.gov.uk
- **Lincolnshire:** 01522 782 030 - www.lincolnshire.gov.uk
- **Warwickshire:** 01926 410 410 - www.warwickshire.gov.uk
- **Northamptonshire:** 0300 1261 000 - www.northamptonshire.gov.uk

The complete version of Leicestershire's admission policy is available on the website www.leicestershire.gov.uk/admissions or from the School Admissions Section.

Elective Home Education

The Local Authority has a duty to make enquiries to determine that all children and young people who are home educated are receiving a full time education suitable to their age, ability, aptitude, and any special educational needs they may have. To fulfil this duty, officers will make arrangements to meet families to discuss the educational provision in place for their child/children.

For further information email homeeducation@leics.gov.uk or telephone 0116 305 2071.

Children Missing Education

The Local Authority has put in place rigorous arrangements for identifying and maintaining contact with children missing, or at risk of going missing, from education.

The named officer responsible for receiving details of children who are missing from education, and for brokering support for them through the most appropriate agencies is:

JoAnne Rees, Pupil Services Manager, School Admissions and Pupil Services,

County Hall, Glenfield, Leicester LE3 8RF. Tel: 0116 305 2071, email: cme@leics.gov.uk

The process of tracking pupils without an educational placement is part of our collective responsibility and ongoing commitment to safeguarding the welfare of young people.

It is vital that anyone who becomes aware that a child is not, or does not appear to be in education, notifies the named person without delay.

Pupil Services Court Team

The Pupil Services Court Team have statutory powers to take legal action and, where appropriate, to prosecute parents and carers if they fail to ensure that their child receives a suitable education.

For further information email pupilservicescourteam@leics.gov.uk or telephone 0116 305 6743.

Children with Medical Needs

The Local Authority must arrange suitable full-time education (or as much education as the child's health condition allows) for children of compulsory school age who, because of illness, would otherwise not receive suitable education.

For further information contact:

Medical Needs Co-ordinator, School Admissions & Pupil Services,
County Hall, Glenfield, Leicester, LE3 8RF.

Telephone: 0116 3050262. Email: medicalneeds@leics.gov.uk



As a Parent

As a parent how can I help support my child in school?

- Support your child's school by signing the home/school agreement
- Read the prospectus, annual Governor's reports and regular newsletters to keep fully informed about what is happening in school
- Attend parents' evenings and curriculum workshops wherever possible in order to support your child's learning
- Support school activities such as class assemblies, sports day and concerts
- Support your child's learning at home and, as they get older, provide a quiet space for homework
- If you have time, offer help with a variety of activities, such as cookery, educational visits and swimming
- If available, support the Parents' Association
- Consider standing as a Parent Governor and becoming involved in the management of the school
- Vote in the election of Parent Governors and support the candidate with your views
- Make every effort to get to know the Headteacher and staff so that you feel comfortable in airing your views or concerns
- Try to work harmoniously with the school as your child will benefit from close collaboration between home and school.

Apply online at www.leicestershire.gov.uk/admissions

Secondary Education

For detailed information about secondary schooling in Leicestershire, there is a similar booklet called 'Your Guide to Secondary Education', go online at www.leicestershire.gov.uk/admissions or copies are available from your local school or library.

School clothing

The school governors decide what to recommend as school dress. This is stated in each school brochure or prospectus. There is no clothing allowance scheme.



Key Services and Contacts

Key Services

Special Educational Needs Assessment Service (SENA)

www.leicestershire.gov.uk/special-educational-needs-assessment

School Transport

www.leicestershire.gov.uk/school-transport

Choose How You Move

www.choosehowyoumove.co.uk/schools

Beyond Bullying

www.beyondbullying.com

Family Information Directory (FID)

www.leicestershire.gov.uk/family-information-directorykey

Key Contacts

• Adult Learning

Tel: 0116 305 6387

Email: adultlearning@leics.gov.uk

Web: www.leicestershire.gov.uk/golearn

• Beaumanor Hall & Park (Outdoor Education and Conference Service)

Tel: 01509 890 119

Email: beaumanor.hall@leics.gov.uk

Web: www.beaumanorhall.co.uk

• Child Employment (13-16 year olds)

Tel: 0116 305 6597 / 0116 305 6544 / 0116 3057820

Email: childemployment@leics.gov.uk

Web: www.leicestershire.gov.uk/child-employment

• Children Missing Education

Tel: 0116 305 2071

Email: cme@leics.gov.uk

• Children with Medical Needs

Tel: 0116 305 0262

Email: medicalneeds@leics.gov.uk

• Court Team

Tel: 0116 305 6743

Email: pupilservicescourteam@leics.gov.uk

• Diocese of Leicester – Church of England

Tel: 0116 261 5302

Email: Carolyn.Lewis@LecCofE.org

Web: www.leicester.anglican.org

• Diocese of Nottingham – Catholic

Tel: 01332 293833 Ext 220

Email: neil.weightman@nottingham-des.org.uk

• Early Learning and Childcare Service

Tel: 0116 305 6545

Email: family@leics.gov.uk

Web: www.leicestershire.gov.uk/early-years-and-childcare

• Education Quality

Tel: 0116 305 6445

Email: childrensservices@leics.gov.uk

• Elective Home Education

Tel: 0116 305 5755

Email: homeeducation@leics.gov.uk

Web: www.leicestershire.gov.uk/education-and-children/schools-colleges-and-academies/home-education

• Family Learning

Tel: 0116 305 6500

Email: adultlearning@leics.gov.uk

Web: www.leicestershire.gov.uk/golearn

• First Response Children's Duty Team

Tel: 0116 305 0005

Email: childrensduty@leics.gov.uk

Fax: 0116 305 0011

Web: www.leics.gov.uk/firstresponse

• Free School Meals

Tel: 0116 305 6588 / 0116 305 7093

Email: freeschoolmeals@leics.gov.uk

Web: www.leicestershire.gov.uk/free-school-meals

• Governor Development Service

Tel: 0116 305 6503

Email: governors@leics.gov.uk

Web: www.leics.gov.uk/governors

• Leicester-Shire Schools Music Service

Tel: 0116 305 0400

Email: lsms@leics.gov.uk

Web: www.leics.gov.uk/lsms



- **Multi Agency Traveller Unit (MATU)**
Tel: 0116 305 8156
Email: Multi.AgencyTravellersUnit@leics.gov.uk
Web: www.leics.gov.uk/travellers_contacts
- **Ofsted Reports**
Tel: 0300 123 4234
Email: enquiries@ofsted.gov.uk
Web: www.ofsted.gov.uk
- **Performance Licences and Chaperones**
Tel: 0116 305 6597 / 0116 305 6544 / 0116 305 7820
Email: childrenentertainment@leics.gov.uk
Web: www.leicestershire.gov.uk/child-employment
- **Pupil Exclusions**
Tel: 0116 305 2071 / 0116 305 6597
Email: exclusions@leics.gov.uk
Web: www.leics.gov.uk/exclusions
- **Psychology Service**
Tel: 0116 305 5100
Email: psychology@leics.gov.uk
Web: www.leicestershire.gov.uk/educational-psychology-service
- **School Admissions**
Tel: 0116 305 6684
Email: admissions@leics.gov.uk
Web: www.leicestershire.gov.uk/admissions
- **Specialist Teaching Service**
Tel: 0116 305 9400
Email: STS@leics.gov.uk
Web: www.leicestershire.gov.uk/education-and-children/schools-colleges-and-academies/specialist-teaching-services
- **Student Finance**
Tel: 0300 100 0607
Web: www.gov.uk/student-finance
- **Youth Service**
Tel: 0116 305 7960
Email: earlyhelp@leics.gov.uk
Web: www.leics.gov.uk/youthservice

Key Dates

School Terms & Holidays

Academic Year 2016-2017

Academic Year 2017-2018

Academic Year 2018-2019

Please contact individual schools for local variations in the holiday pattern.

First-time Admission & Infant to Junior/Primary School Transfer (entry September 2017)

1st September 2016:

Transfer from infant school to junior/primary school application process begins for Autumn 2017.

15th January 2017:

Closing date for submission of applications for first-time admission and transfer from infant to junior/primary school.

18th April 2017:

First-time admission/infant to junior school transfer decision results posted to parents/posted on-line.

FTA and infant to junior school over-subscription lists operate where schools are full.

31st December 2017:

Over-subscription lists for first-time admission and infant to junior transfer 2017 close.



Key to Symbols

The symbols used on the following pages are shown below. They are split into two useful groups to help you find the information you require more quickly.

CONTACT DETAILS



Headteacher



Telephone Number



Email Address



Postal Address



Fax Number



Website Address

GENERAL INFORMATION



Age Range



Opening Times



Planned Admission Number



School Type: Community, Foundation, Trust, Faith, Academy, Free and Studio Schools.

From September 2011 Leicestershire have a number of academy status schools. This means they will have opted out of LA control.

The majority of schools in Leicestershire are community schools with the Local Authority being the admitting authority. For Foundation, Trust, Faith, Academy, Free and Studio Schools the LA is not the admitting authority; it is instead the school themselves.

Regardless of the admitting authority admission applications must be made through the LA, using the LA's common application form. For community and voluntary controlled schools, the admissions criteria used is on page 8. For all others please

see the particular school's admission criteria available on their website.

In relation to school appeals, the LA through the County Council's Legal Services conduct the appeals process for Community Schools. Foundation, Trust, Faith, Academy, Free School, and Studio Schools in some instances engage the services of the LA to run their appeals, however, most run their own appeals processes.

For Voluntary Aided, Foundation or Trust Schools refer to the schools own admission criteria available on their website.



Disabled Access






Pathway School - Ensures that wheelchair users and pupils with mobility problems start in a partially accessible primary school that feeds into a partially accessible high and upper school.

Partially Accessible - When wheelchair users and pupils with mobility problems will be able to access all areas of the curriculum, but not necessarily all of the school building.



School Areas in Leicestershire



-  See page 18
-  See page 27
-  See page 38
-  See page 48
-  See page 59

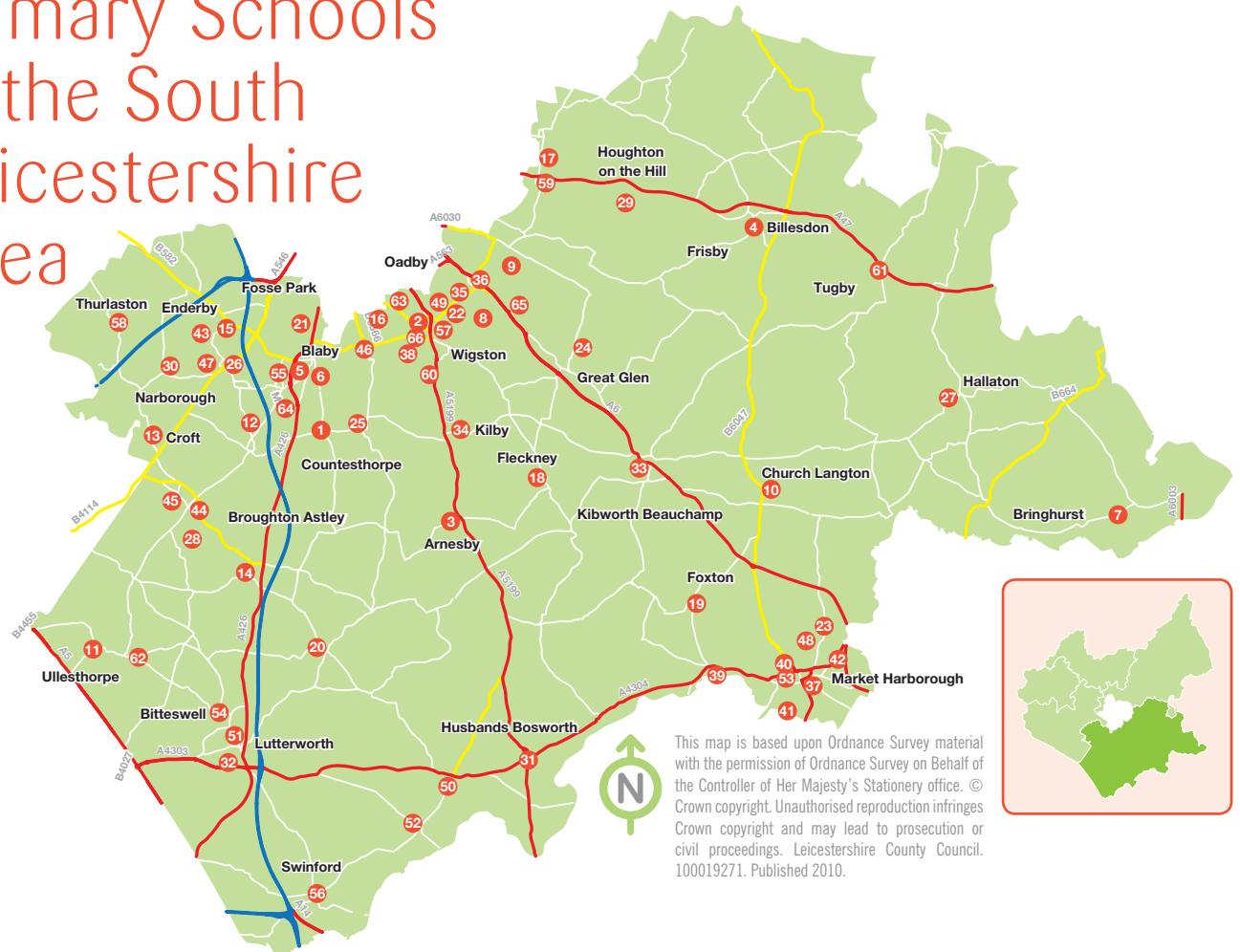
There is an alphabetical index of primary schools on page 74



This map is based upon Ordnance Survey material with the permission of Ordnance Survey on Behalf of the Controller of Her Majesty's Stationery office. © Crown copyright. Unauthorised reproduction infringes Crown copyright and may lead to prosecution or civil proceedings. Leicestershire County Council. 100019271. Published 2010.



Primary Schools in the South Leicestershire Area



This map is based upon Ordnance Survey material with the permission of Ordnance Survey on Behalf of the Controller of Her Majesty's Stationery Office. © Crown copyright. Unauthorised reproduction infringes Crown copyright and may lead to prosecution or civil proceedings. Leicestershire County Council. 100019271. Published 2010.

- | | | |
|--------------------------------------------------------|---------------------------------------------------------------|--------------------------------------------------------------------|
| 1 Countesthorpe Nursery School | 26 Greystoke Primary School Narborough | 49 Saint John Fisher Catholic Voluntary Academy, Wigston |
| 2 All Saints Church of England Primary School | 27 Hallaton Church of England Primary School | 50 Saint Andrew's Church of England Primary School, North Kilworth |
| 3 Arnesby Church of England Primary School | 28 Hallbrook Primary School Broughton Astley | 51 Sherrier Church of England Primary School |
| 4 Billesdon Parochial Primary School | 29 Houghton On the Hill Church of England Primary School | 52 South Kilworth Church of England Primary School |
| 5 Blaby Stokes Church of England Primary School | 30 Huncote Community Primary School | 53 St. Joseph's Catholic Voluntary Academy |
| 6 Blaby Thistly Meadow Primary School | 31 Husbands Bosworth Church of England Primary School | 54 St Mary's Church of England Primary School, Bitteswell |
| 7 Bringhurst Primary School | 32 John Wycliffe Primary School | 55 St Peter's Church of England Primary School, Whetstone |
| 8 Brocks Hill Primary School | 33 Kibworth Church of England Primary School | 56 Swinford Church of England Primary School |
| 9 Brookside Primary School, Oadby | 34 Kilby St Mary's Church of England Primary School | 57 The Meadow Community Primary School |
| 10 Church Langton Church of England Primary School | 35 Langmoor Primary School Oadby | 58 Thurlaston Church of England Primary School |
| 11 Claybrooke Primary School | 36 Launde Primary School | 59 Thurnby St Luke's Church of England Primary School |
| 12 Cosby Primary School | 37 Little Bowden School | 60 Thythorn Field Community Primary School |
| 13 Croft Church of England Primary School | 38 Little Hill Primary School | 61 Tugby Church of England Primary School |
| 14 Dunton Bassett Primary School | 39 Lubenham All Saints Church of England Primary School | 62 Ullesthorpe Church of England Primary School |
| 15 Enderby Danemill Primary School | 40 Market Harborough Church of England Primary Academy | 63 Water Leys Primary School |
| 16 Fairfield Community Primary School | 41 Market Harborough Farndon Fields Primary School | 64 Whetstone Badgerbrook Primary School |
| 17 Fernvale Primary School | 42 Meadowdale Primary School | 65 Woodland Grange Primary School, Oadby |
| 18 Fleckney Church of England Primary School | 43 Narborough The Pastures Primary School | Special Schools |
| 19 Foxton Primary School | 44 Old Mill Primary School, Broughton Astley | 66 Birkett House Community Special School |
| 20 Gilmorton Chandler Church of England Primary School | 45 Orchard Church of England Primary School, Broughton Astley | |
| 21 Glen Hills Primary School | 46 Parkland Primary School, South Wigston | |
| 22 Glenmere Community Primary School | 47 Red Hill Field Primary School | |
| 23 Great Bowden Church of England Primary School | 48 Ridgeway Primary Academy | |




1. Countesthorpe Nursery School* - DfE 1000 *For admission policy visit: www.countesthorpenurseryschool.co.uk*

 Mr Colin Bowpitt

 The Drive, Countesthorpe, Leics LE8 5PB


 0116 277 3489

 -

 info@countesthorpe-nur.leics.sch.uk

 www.countesthorpenurseryschool.co.uk

 -

 9.15am – 3.00pm

 -

 -


 -


2. All Saints Church Of England Primary School - DfE 3331 *For admission policy visit: www.allsaintsprimary.com*


 Mrs Jenny Marshall

 Long Street, Wigston, Leics LE18 2AH


 0116 288 0013


 0116 257 0446


 headteacher@allsaintscofe.leics.sch.uk
schooloffice@allsaintscofe.leics.sch.uk

 www.allsaintsprimary.com

 4+ to 10 Years

 8.40am – 3.15pm

 Voluntary Aided


 Partially Accessible


 50


3. Arnesby Church of England Primary School - DfE 3000


 Ms Christine Hurst

 Mill Hill Road, Arnesby, Leics LE8 5WG


 0116 247 8563


 0116 247 8563

 office@arnesby.leics.sch.uk

 www.arnesby.leics.sch.uk

 4+ to 11 years

 8.50am -3.15pm

 Voluntary Controlled

 -


 10


4. Billesdon Parochial Primary School - DfE 3011

 Mrs Anita Timson

 Gaulby Road, Billesdon, Leics LE7 9AG


 0116 259 6327


 0116 259 6327

 headteacher@billesdon.leics.sch.uk
officestaff@billesdon.leics.sch.uk

 www.billesdon.leics.sch.uk

 4+ to 11 years

 8.45am – 3.00pm

 Voluntary Controlled


 -

 15

5. Blaby Stokes Church of England Primary School - DfE 3012


 Mrs Deirdre Kallquist

 Queens Road, Blaby, Leics LE8 4EG


 0116 277 2082


 0116 277 2082


 admin@blabystokes.com

 www.blabystokes.com

 4+ to 11 years

 8.45am – 3.15pm (KS1)
8.45am – 3.20pm (KS2)

 Voluntary Controlled

 Pathway School

 60

*Admissions are subject to the nursery school's Admissions Policy. Please contact the school for further details.



Apply for a school place online:
www.leicestershire.gov.uk/admissions

Unless otherwise stated all admissions are subject to the Local Authority's admissions policy

6. Blaby Thistly Meadow Primary School - DfE 2115

Mr Colin Bowpitt



Hospital Lane, Blaby, Leics LE8 4FE



0116 277 5648



0116 277 5678



office@thistlymeadow.leics.sch.uk



www.thistlymeadow.net



4+ to 11 years



8.55am – 3.15pm



Community



Pathway School



30

7. Bringhurst Primary School - DfE 2016 For admission policy visit: www.bringhurstprimary.co.uk

Mrs Angela Watson



Great Easton Road, Bringhurst, Market Harborough, Leics LE16 8RH



01536 770362



-



office@bringhurstprimary.co.uk



www.bringhurstprimary.co.uk



4+ to 11 years



9.00am – 3.20pm



Academy



-



26

8. Brocks Hill Primary School - DfE 2333 For admission policy visit: www.brockshill.leics.sch.uk

Ms Michelle Walton



Howdon Road, Oadby, Leics LE2 5WP



0116 271 4885



0116 271 5756



office@brockshill.leics.sch.uk



www.brockshill.leics.sch.uk



4+ to 11 years

8.50am – 3.15pm (FS/KS1)
8.50am – 3.20pm (KS2)

Academy



Pathway School



60

9. Brookside Primary School, Oadby - DfE 2189

Miss Grace Brown



Copse Close, Oadby, Leics LE2 4FU



0116 271 3680



0116 271 6643



office@brookside.leics.sch.uk



www.brookside.leics.sch.uk



4+ to 11 years



9.00am – 3.15pm



Community



-



60

10. Church Langton Church of England Primary School - DfE 3332 For admission policy visit: www.churchlangton.leics.sch.uk

Mr Stephen Roddy



Stonton Road, Church Langton, Market Harborough, Leics LE16 7SZ



01858 545237



01858 545352

office@churchlangton.leics.sch.uk
headteacher@churchlangton.leics.sch.uk

www.churchlangton.leics.sch.uk



4+ to 11 years



8.50am- 3.15pm



Voluntary Aided



Pathway School



30



Headteacher



Postal address



Telephone number



Fax number



Email address



Website address



Age range



Opening times



School type



Disabled access



Admission no. Autumn 2016

11. Claybrooke Primary School - DfE 3052



Mrs Jo Blackburn



Main Road, Claybrooke Parva, Lutterworth, Leics LE17 5AF



01455 209238



01455 202873



office@claybrooke.leics.sch.uk



www.claybrooke.leics.sch.uk



4+ to 11 yrs



9.00am – 3.15pm



Voluntary Controlled



-



15

12. Cosby Primary School - DfE 2029 *For admission policy visit: www.cosby.school*



Mrs Tracy Withers



Portland Street, Cosby, Leics LE9 1TE



0116 286 3103



0116 286 3429



office@cosby.school



www.cosby.school



4+ to 11 years



9.00am – 3.10pm (FS/KS1)
8.50am – 3.15pm (KS2)



Academy



-



40

13. Croft Church Of England Primary School - DfE 3027



Mr Adrian Gyles



Brookes Avenue, Croft, Leics LE9 3GJ



01455 282643



01455 282643



office@croft.leics.sch.uk
headteacher@croft.leics.sch.uk



www.croft.leics.sch.uk



4+ to 11 yrs



8.55am – 3.15pm



Voluntary Controlled



Pathway School



20

14. Dunton Bassett Primary School - DfE 2034



Mrs Jo Blackburn



The Mount, Dunton Bassett, Lutterworth, Leics LE17 5JL



01455 209557



01455 208928



SchoolOffice@duntonbassett.leics.sch.uk



www.duntonbassett.leics.sch.uk



4+ to 11 yrs



8.50am – 3.10pm



Community



Pathway School



15

15. Enderby Danemill Primary School - DfE 2141 *For admission policy visit: www.danemill.com*



Mrs Catherine Winterton



Mill Lane, Enderby, Leics LE19 4LH



0116 286 2674



-



office@danemill.com



www.danemill.com



4+ to 11 yrs



8.55am – 3.20pm (EYFS/KS1)
8.55am – 3.25pm (KS2)



Academy



-



60



16. Fairfield Community Primary School - DfE 2158 *For admission policy visit: www.fairfieldcpschool.co.uk*

Mrs Elizabeth Braithwaite



Cheshire Drive, South Wigston, Leics LE18 4WA



0116 278 2424



0116 277 4557



office@fairfd.leics.sch.uk

www.fairfieldcpschool.co.uk

4+ to 11 years



8.55am – 3.15pm



Academy



Pathway School



30

17. Fernvale Primary School - DfE 2149

Miss Natalie Hackett



Somerby Road, Thurnby, Leics LE7 9PR



0116 241 6722



0116 241 6722



office@fernvale.leics.sch.uk

www.fernvale.leics.sch.uk

4+ to 11 years



8.50am – 3.15pm



Community



-

45 (Yr0)
30 (Yr1-6)**18. Fleckney Church of England Primary School - DfE 3034**

Mr Tim Leah



Batchelor Road, Fleckney, Leics LE8 8BE



0116 240 2288



0116 240 2370



fleckneyprimary@fleckney.leics.sch.uk

www.fleckney.leics.sch.uk

4+ to 11 years

9.00am – 3.05pm (FS)
9.00am – 3.10pm (KS1)
9.00am – 3.15pm (KS2)

Voluntary Controlled



Pathway School



60

19. Foxton Primary School - DfE 2036

Mr Phillip Clark



Gallow Field Road, Foxton, Market Harborough, Leics LE16 7QZ



01858 545328



01858 540171



office@foxton.leics.sch.uk

www.foxton.leics.sch.uk

4+ to 11 years



8.55am – 3.20pm



Community



-



15

20. Gilmorton Chandler C of E Primary School - DfE 3325 *For admission policy visit: www.gilmortonchandler.leics.sch.uk*

Mrs Marie Sandford



Church Lane, Gilmorton, Lutterworth, Leics LE17 5LU



01455 552343



01455 552606

office@gilmortonchandler.leics.sch.uk
maries1@gilmortonchandler.leics.sch.ukwww.gilmortonchandler.leics.sch.uk

4+ to 11 yrs



9.00am – 3.30pm



Academy



-



30



Headteacher



Postal address



Telephone number



Fax number



Email address



Website address



Age range



Opening times



School type



Disabled access

Admission no.
Autumn 2016

21. Glen Hills Primary School - DfE 2322 *For admission policy visit: www.glenhillsprimary.co.uk*



Mr Tim Sutcliffe



Featherby Drive, Glen Parva, Leics LE2 9NY



0116 278 2535



0116 278 8208



office@glen-hills.leics.sch.uk



www.glen-hills.leics.sch.uk



4+ to 11 years



9.00am – 3.00pm (FS)
8.50am – 3.05pm (Infants)
8.45am – 3.15pm (Juniors)



Academy



Pathway School



74

22. Glenmere Community Primary School - DfE 2138 *For admission policy visit: www.glenmere.net*



Mr Peter Merry



Estoril Avenue, Wigston, Leics LE18 3RD



0116 288 2228



0116 288 1685



office@glenmere.net
head@glenmere.net



www.glenmere.net



4+ to 11 years



8.50am – 3.10pm (Reception)
8.55am – 3.15pm (All Others)



Academy



Pathway School



30

23. Great Bowden Church of England Primary School - DfE 3059 *www.greatbowden.leics.sch.uk*



Mrs Stefanie Edwards



Gunnsbrook Close, Off Main Street, Great Bowden, Market Harborough, Leics LE16 7HZ



01858 463216



01858 463255



TheOffice@Greatbowden.leics.sch.uk



www.greatbowden.leics.sch.uk



4+ to 11 yrs



8.50am – 3.30pm



Academy



Pathway School



20

24. Great Glen St. Cuthbert's Church Of England Primary School - DfE 3037



Ms Anne Burbidge



The Chase, Great Glen, Leics LE8 9EQ



0116 259 2764



0116 259 3248



office@stcuthberts.leics.sch.uk



www.stcuthberts.leics.sch.uk



4+ to 11 years



9.10am – 3.30pm



Voluntary Controlled



Pathway School



30

25. Greenfield Primary School - DfE 2003



Mr Colin Bowpitt



Gwendoline Drive, Countesthorpe, Leics LE8 5SG



0116 277 3584



-



office@greenfield.leics.sch.uk



www.greenfieldprimary.net



4+ to 11 years



8.50am – 3.25pm (KS1)
8.50am – 3.30pm (KS2)



Community



Pathway School



90



26. Greystoke Primary School - DfE 2076 *For admission policy visit: www.greystoke.leics.sch.uk*

Mrs Mary Thornton



Thornton Drive, Narborough, Leics LE19 2GX



0116 286 2286



0116 286 7589

office@greystoke.leics.sch.ukwww.greystoke.leics.sch.uk

4+ to 11 yrs



8.45am – 3.15pm



Academy



Partially Accessible



50

27. Hallaton Church of England Primary School - DfE 3107

Mrs Diane Riley



Church Gate, Hallaton, Market Harborough, Leics LE16 8TY



01858 555629



01858 555569

office@hallatonprimary.leics.sch.ukwww.hallaton.net

4+ to 11 years



9.00am – 3.15pm



Voluntary Controlled



-



18

28. Hallbrook Primary School - DfE 2383

Mr Richard Haltof



Hallbrook Road, Broughton Astley, Leics LE9 6WX



01455 285693



-

admin@hallbrook.leics.sch.ukwww.hallbrook.leics.sch.uk

4+ to 11 years



9.00am – 3.15pm



Community



Pathway School



30

29. Houghton On The Hill Church of England Primary School - DfE 3044

Mrs Jan Knox



Main Street, Houghton on the Hill, Leics LE7 9GD



0116 241 2465



0116 241 2465

office@houghton.leics.sch.ukwww.houghton.leics.sch.uk

4+ to 11 years



8.50am – 3.10pm



Voluntary Controlled



-



30

30. Huncote Community Primary School - DfE 2173 *For admission policy visit: www.huncoteprimary.org*

Mrs Rachel Cumberlidge



Denman Lane, Huncote, Leics LE9 3BS



0116 286 4105



-

office@huncote.leics.sch.ukwww.huncoteprimary.org

4+ to 11 yrs



8.50am – 3.15pm



Academy



Pathway School



28



Headteacher



Postal address



Telephone number



Fax number



Email address



Website address



Age range



Opening times



School type



Disabled access



Admission no. Autumn 2016

31. Husbands Bosworth Church of England Primary School - DfE 3046



Ms Louisa Morris



School Lane, Husbands Bosworth, Lutterworth, Leics LE17 6JU



01858 880212



01858 880212



office@husbandsbosworth.leics.sch.uk



www.husbandsbosworth.leics.sch.uk



4+ to 11 yrs



8.55am – 3.15pm



Voluntary Controlled



-



15

32. John Wycliffe Primary School - DfE 2166



Mrs Victoria Njoroge



Moorbarns Lane, Lutterworth, Leics LE17 4QJ



01455 553135



01455 550470



schooloffice@johnwycliffe.leics.sch.uk



www.johnwycliffe.leics.sch.uk



4+ to 11 yrs



9.00am – 3.20pm



Community



Pathway School



40

33. Kibworth Church of England Primary School - DfE 3048 *For admission policy visit: www.kibworthprimary.org.uk*



Mr Paul Stone



Hillcrest Avenue, Kibworth Beauchamp, Leics LE8 0NH



0116 279 2485



0116 279 6737



office@kibprimary.leics.sch.uk



www.kibprimary.leics.sch.uk



4+ to 11 years



8.55am – 3.10pm (FS)



Academy



-



90

34. Kilby St. Mary's Church of England Primary School - DfE 3307 *For admission policy visit: www.kilby.leics.sch.uk*



Ms Phillippa Denney



Main Street, Kilby, Leics LE18 3TD



0116 240 2434



0116 240 2434



office@kilby.leics.sch.uk



www.kilby.leics.sch.uk



4+ to 11 years



8.55am – 3.20pm



Voluntary Aided



Pathway School



17

35. Langmoor Primary School - DfE 2338 *For admission policy visit: www.langmoor.leics.sch.uk*



Mr Peter Merry



Kenilworth Drive, Oadby, Leics LE2 5HS



0116 271 2776



0116 271 1302



office@langmoor.leics.sch.uk
head@langmoor.leics.sch.uk



www.langmoor.leics.sch.uk



4+ to 11 years



8.45am – 3.15pm



Academy



Partially Accessible



30



36. Launde Primary School - DfE 2357 *For admission policy visit: www.launde.leics.sch.uk*

Miss Inderjit Sandhu



New Street, Oadby, Leics LE2 4LJ



0116 271 2261



0116 271 0024



office@launde.leics.sch.uk



www.launde.leics.sch.uk



4+ to 11 years



8.50am – 3.15pm



Academy



-



90

37. Little Bowden School - DfE 2068

Mr Colin Miller



Scotland Road, Little Bowden, Market Harborough, Leics LE16 8AY



01858 462528



01858 464196



office@littlebowden.leics.sch.uk



www.littlebowden.leics.sch.uk



4+ to 11 yrs



8.50am – 3.15pm



Community



Pathway School



56

38. Little Hill Primary School - DfE 2369

Mrs Vina Pankhania



Launceston Road, Wigston, Leics LE18 2GZ



0116 281 1963



0116 281 1963



office@littlehill.leics.sch.uk



www.littlehill.leics.sch.uk



4+ to 11 years



8.50am – 3.15pm



Academy



Pathway School



60

39. Lubenham, All Saints Church of England Primary School - DfE 3056 *For admission policy visit: www.lubenham.leics.sch.uk*

Miss Gemma Kettle



School Lane, Lubenham, Market Harborough, Leics LE16 9TW



01858 462319



01858 433341



admin@lubenham.leics.sch.uk



www.lubenham.leics.sch.uk



4+ to 11 yrs



9.00am – 3.15pm



Academy



-



15

40. Market Harborough Church of England Academy - DfE 3058 *For admission policy visit: www.marketharboroughcofe.co.uk*

Mrs Emma Tayler



Fairfield Road, Market Harborough, Leics LE16 9QH



01858 464112



-



office@mhce.org.uk



www.marketharboroughcofe.co.uk



4+ to 11 yrs



8.55am – 3.15pm



Academy



Pathway School



60



Headteacher



Postal address



Telephone number



Fax number



Email address



Website address



Age range



Opening times



School type



Disabled access



Admission no. Autumn 2016

41. Market Harborough Farndon Fields Primary School - DfE 2176 *For admission policy visit: www.farndonfields.org*



Ms Nikki Prince



Argyle Park, Market Harborough, Leics LE16 9JH



01858 464744



01858 433253



office@farndonfields.leics.sch.uk



www.farndonfields.org



4+ to 11 yrs



8.55am – 3.15pm



Academy



Pathway School



60 (Yr0)
30 (Yr1-6)

42. Meadowdale Primary School - DfE 2002 *For admission policy visit: www.meadowdale.info*



Mrs Kerry Rodger



Meadowdale Road, Market Harborough, Leics LE16 7XQ



01858 465479



01858 431425



office@meadowdale.leics.sch.uk



www.meadowdale.info



4+ to 11yrs



8.50am – 3.15pm



Academy



Pathway School



60

43. Narborough The Pastures Primary School - DfE 2380



Mrs Kerry Mannion



Thornhills, Narborough, Leics LE19 3YP



0116 286 7738



0116 286 7738



office@pastures-primary.leics.sch.uk



www.pastures-primary.leics.sch.uk



4+ to 11 years



8.50am – 3.15pm



Academy



Pathway School



45

44. Old Mill Primary School - DfE 2330



Miss Alison Smith



Station Road, Broughton Astley, Leics LE9 6PT



01455 284191



01455 286874



admin@oldmill.leics.sch.uk



www.oldmill.leics.sch.uk



4+ to 11 years



8.50am – 3.20pm



Community



Pathway School



60

45. Orchard Church of England Primary School - DfE 3017



Ms Mandy Fieldsend



Blenheim Crescent, Broughton Astley, Leics LE9 6QX



01455 283247



01455 286948



admina5@orchardcofe.leics.sch.uk



www.orchardcofe.leics.sch.uk



4+ to 11 years



8.50am – 3.15pm



Voluntary Controlled



-



30



46. Parkland Primary School - DfE 2355 *For admission policy visit: www.parklandprimary.co.uk*

Mrs Sarah Bishop



St. Thomas' Road, South Wigston, Leics LE18 4TA



0116 278 2142



0116 278 3764



admin@parklandprimary.co.uk

www.parklandprimary.co.uk

4+ to 11 years

8.50am – 3.05pm (EY/KS1)
8.50am – 3.10pm (KS2)

Academy



Pathway School



75

47. Red Hill Field Primary School - DfE 2358 *For admission policy visit: www.redhillfield.com*

Mr Stephen Snelson



Copt Oak Road, Narborough, Leics LE19 3EF



0116 284 1500



0116 284 1500



office@redhill.leics.sch.uk

www.redhillfield.com

4+ to 11 yrs



8.50am – 3.05pm



Academy



Pathway School



45

48. Ridgeway Primary Academy - DfE 2179 *For admission policy visit: www.ridgewayprimary.org.uk*

Mr David Fox



The Ridgeway, Market Harborough, Leics LE16 7HQ



01858 465800



01858 461849



office@ridgeway.leics.sch.uk

www.ridgewayprimary.org.uk

4+ to 11 yrs



8.55am – 3.15pm



Academy



Pathway School



45

49. Saint John Fisher Catholic Voluntary Academy, Wigston - DfE 3343 *For admission policy visit: www.stjohnfisher-wigston.leics.sch.uk*

Mrs Mary Hirst



Shenley Road, Wigston, Leics LE18 3QL



0116 288 2203



0116 288 6930



office@stjohnfisher-wigston.leics.sch.uk

www.stjohnfisher-wigston.leics.sch.uk

4+ to 11 years



8.40am – 3.05pm



Academy



Partially Accessible



30

50. Saint Andrew's Church of England Primary School - DfE 3310 *For admission policy visit: www.standrewsnorthkilworth.co.uk*

Mrs Heather White



Dag Lane, North Kilworth, Lutterworth, Leics LE17 6HD



01858 880430



01858 882168

office@st-andrews.leics.sch.uk
head@st-andrews.leics.sch.ukwww.standrewsnorthkilworth.co.uk

4+ to 11 years



8.50am – 3.15pm



Voluntary Aided



Pathway School



15



Headteacher



Postal address



Telephone number



Fax number



Email address



Website address



Age range



Opening times



School type



Disabled access



Admission no. Autumn 2016

51. Sherrier Church of England Primary School - DfE 3209



Miss Lyndsey Beckett



Bitteswell Road, Lutterworth, Leics LE17 4EX



01455 552791



01455 557549



office@sherrier.leics.sch.uk



www.sherrier.leics.sch.uk



4+ to 11 yrs



9.00am – 3.20pm (KS1)
8.50am – 3.20pm (KS2)



Voluntary Controlled



Pathway School



60

52. South Kilworth C of E Primary School - DfE 3085



Ms Angela Dewes



Walcote Road, South Kilworth, Lutterworth, Leics LE17 6EG



01858 575307



01858 575310



office18@southkilworth.leics.sch.uk



www.southkilworthschool.org.uk



4+ to 11 years



8.55am – 3.15pm



Voluntary Controlled



-



12

53. St. Joseph's Catholic Voluntary Academy - DfE 3347 *For admission policy visit: www.stjosephs.leics.sch.uk*



Mrs Karen McVea



Coventry Road, Market Harborough, Leics LE16 9BZ



01858 465359



01858 469925



office@stjosephs.leics.sch.uk



www.stjosephs.leics.sch.uk



4+ to 11 yrs



8.50am – 3.15pm



Academy



Partially Accessible



30

54. St Mary's Church of England Primary School - DfE 3302 *For admission policy visit: www.bitteswell-st-marys.leics.sch.uk*



Mrs Hazel Maher



The Green, Bitteswell, Lutterworth, Leics LE17 4SB



01455 552818



01455 550335



office@bitteswell-st-marys.leics.sch.uk



www.bitteswell-st-marys.leics.sch.uk



4+ to 11 yrs



8.50am – 3.20pm



Voluntary Aided



Pathway School



15

55. St Peter's Church of England Primary School - DfE 3321 *For admission policy visit: www.st-peters-whetstone.leics.sch.uk*



Mr Michael Bailey



Wale Road, Whetstone, Leics LE8 6NJ



0116 277 5750



0116 277 5750



office@st-peters-whetstone.leics.sch.uk



www.st-peters-whetstone.leics.sch.uk



4+ to 11 years



8.50am – 3.15pm



Voluntary Aided



-



38



56. Swinford Church of England Primary School - DfE 3329 *For admission policy visit: www.swinford.leics.sch.uk*

Mr Edy O'Connor



School Lane, Swinford, Lutterworth, Leics LE17 6BG



01788 860404



01788 869141



admin@swinford.leics.sch.uk

www.swinford.leics.sch.uk

4+ to 11 yrs



8.50am – 3.15pm



Voluntary Aided



Pathway School



15

57. The Meadow Community Primary School - DfE 2190 *For admission policy visit: www.meadowcommunity.co.uk*

Mrs Kathryn McGovern



Meadow Way, Wigston, Leics LE18 3QZ



0116 288 7227



0116 281 3610



admin@meadowcommunity.leics.sch.uk

www.meadowcommunity.co.uk

4+ to 11 years



8.50am – 3.15pm



Academy



Partially Accessible



60

58. Thurlaston Church of England Primary School - DfE 3320 *For admission policy visit: www.thurlaston.leics.sch.uk*

Mr Gavin Beetham



Desford Road, Thurlaston, Leics LE9 7TE



01455 888243



-



office@thurlaston.leics.sch.uk

www.thurlaston.leics.sch.uk

4+ to 11 yrs



8.55am – 3.15pm



Voluntary Aided



Pathway School



16

59. Thurnby, St. Luke's Church of England Primary School - DfE 3095

Mrs Jatinder Sembi



Main Street, Thurnby, Leics LE7 9PN



0116 241 5105



0116 241 5105



office@st-lukes.leics.sch.uk

www.st-lukes.leics.sch.uk

4+ to 11 years



9.00am – 3.30pm



Voluntary Controlled



Pathway School

30 (Yr0)
35 (Yr1-6)**60. Thythorn Field Community Primary School - DfE 2193**

Mrs Cary Ralph



Bideford Close, Wigston, Leics LE18 2QU



0116 288 9040



0116 288 7424

office@thythornfield.leics.sch.uk
cralph@thythornfield.leics.sch.ukwww.thythornfield.org.uk

4+ to 10 years



8.50am – 3.05pm



Community



Partially Accessible



30



Headteacher

Postal
addressTelephone
number

Fax number

Email
addressWebsite
address

Age range

Opening
times

School type

Disabled
accessAdmission no.
Autumn 2016

61. Tugby Church of England Primary School - DfE 3097 For admission policy visit: www.tugby.leics.sch.uk



Mr Paul Wiggin



Main Street, Tugby, Leics LE7 9WD



0116 259 8248



0116 259 8248 – Please call first.



office@tugby.leics.sch.uk
pwiggin@tugby.leics.sch.uk



www.tugby.leics.sch.uk



4+ to 11 years



8.55am – 3.30pm



Academy



-



15

62. Ullesthorpe Church of England Primary School - DfE 3098



Mrs Marie Sandford



Ashby Road, Ullesthorpe, Lutterworth, Leics LE17 5DN



01455 209926



-



officeadmin2@ullesthorpe.leics.sch.uk



www.ullesthorpe.leics.sch.uk



4+ to 11 yrs



8.55am – 3.15pm



Voluntary Controlled



-



15

63. Water Leys Primary School - DfE 2354



Mr Mark Westmoreland



Guilford Drive, Wigston, Leics LE18 1HG



0116 288 4135



Fax: 0116 257 3728



office@waterleys.leics.sch.uk



www.waterleysprimaryschool.co.uk



4+ to 11 years



8.40am – 3.00pm



Community



-



60

64. Whetstone Badgerbrook Primary School - DfE 2170



Mrs Fiona Jones



Badger Drive, Whetstone, Leics LE8 6ZW



0116 275 2353



0116 286 6363



office@badgerbrook.leics.sch.uk



www.badgerbrook.leics.sch.uk



4+ to 11 years



8.50am -3.15pm



Community



Pathway School



60

65. Woodland Grange Primary School - DfE 2384



Mr Kirk Hayles



Beaufort Way, Oadby, Leics LE2 4TY



0116 272 0401



0116 271 3552



office@woodlandgrange.leics.sch.uk
head@woodlandgrange.leics.sch.uk



www.woodlandwideweb.org.uk



4+ to 11 years



8.50am – 3.15pm



Community



Pathway School














55 (Yr0-4)
60 (Yr5-6)



Special Schools

Admissions to this school are subject to the child's Statement of Special Educational Needs.

66. Birkett House Community Special School - DfE 7005* Severe Learning Difficulties

 Mrs Sue Horn	 0116 257 1932
 Launceston Road, Wigston, Leics LE18 2FZ	 office@birketthouse.leics.sch.uk
 0116 288 5802/3	 www.birketthouse.leics.sch.uk
 3 to 18 years	 9.00am – 3.30pm
 Community Special	 -
	 -

*Residential opportunities on Educational grounds

Special Unit in Mainstream School

Admissions to this unit are subject to the child's Statement of Special Educational Needs.

Unit which caters largely for Moderate Learning Difficulties is provided at the following school:












9. Brookside Primary School - DfE 2189

 Miss Grace Brown	 0116 271 6643
 Copse Close, Oadby, Leics LE2 4FU	 office@brookside.leics.sch.uk
 0116 271 3680	 www.brookside.leics.sch.uk
 4+ to 11 years	 9.00am – 3.15pm
 Community	 -
	 -

Special Nursery Unit

Admissions to this unit are subject to referral from the Leicestershire Psychology Service.

Menphys Centre - DfE 1002

 Miss Laura Jeffs	 0116 288 9448
 Launceston Road, Wigston, Leics LE18 2FR	 admin@menphyscentre.leics.sch.uk
 0116 288 9977	 www.menphyscentre.leics.sch.uk
 2 to 5 years	 -
 -	 -
	 -



Headteacher



Postal address



Telephone number



Fax number



Email address



Website address



Age range



Opening times



School type



Disabled access

Admission no.
Autumn 2016



Leicestershire
County Council

Foster for Leicestershire

Look out for us
at events around
the county!

EXTRAORDINARY CARERS • ORDINARY PEOPLE
fostering going

**You can make a difference to children
and young people in Leicestershire**

Get in touch to find out more: Tel: **0116 305 0505**

Email: **fosteringandadoption@leics.gov.uk**

www.fosteringleicestershire.com

If you require this information in an alternative version such as large print, Braille, tape or help in understanding it in your language, please contact **0116 305 6684**, minicom: **0116 305 6048** or email: **admissions@leics.gov.uk**



Leicestershire
County Council

Children and Family Services County Hall, Glenfield, Leicestershire LE3 8RF
Further details available on our website:

www.leicestershire.gov.uk/education-and-children